



Arab Republic of Egypt
Ministry of Communications
and Information Technology

ICT Indicators in Brief

March 2015 | Monthly Issue





Scan Me



Mobile Telephones



Mobile
Subscription



Mobile
Penetration *

Million Subscription

%

101.01

February
2014

119.36

95.25

January
2014

110.66

95.66

February
2015

110.96

0.43

Monthly
Change Rate (%)

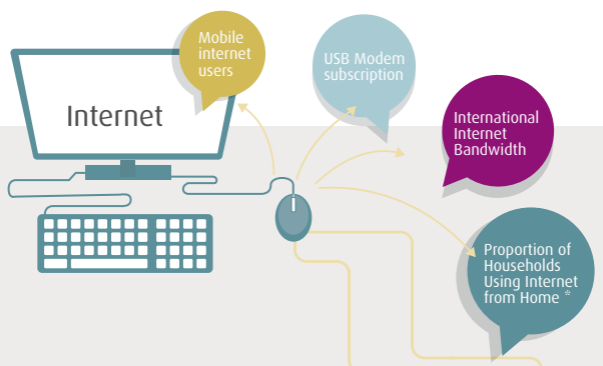
0.30

-5.30

Annual
Change Rate (%)

-8.40

Source: Ministry of Communications and Information Technology
National Telecom Regulatory Authority



Unit	Feb. 2014	Jan. 2015	Feb. 2015	Monthly Change Rate (%)	Annual Change Rate (%)
Million Subscription	15.45	22.40	22.67	1.17	46.74
Million Subscription	3.73	4.09	4.17	1.94	11.83
Gbps	282.02	456.63	456.63 **	--	61.92
%	52.16	58.19	59.72	1.53	7.56

Source: Ministry of Communications and Information Technology
National Telecom Regulatory Authority

* Growth rates are calculated as the difference between penetration rates or proportions in different time intervals.

** January 2015

د. مستخدمى الانترنت نحو ٢٧,٢٥ مليون مستخدم بكثافة انتشار ٣١,٠٧ ٪ وذلك وفقاً لتائج مسح استخدامات الاتصالات وتكنولوجيا المعلومات فى الاسر والافراد ٢٠١٤.



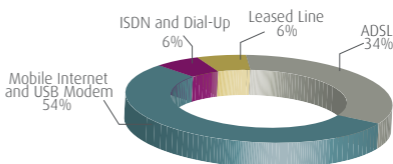


Feb. 2014
Jan. 2015
Feb. 2015

Unit
Monthly Change Rate (%)
Annual Change Rate (%)

	Feb. 2014	Jan. 2015	Feb. 2015	Unit	Monthly Change Rate (%)	Annual Change Rate (%)
ADSL Subscription	2.73	3.08	3.17	Million Subscription	3.10	15.98
Proportion of mobile internet users of total mobile subscription *	15.29	23.52	23.70	%	0.17	8.40
Proportion of mobile internet users of total internet users *	38.53	45.52	45.26	%	0.43	8.84

Internet Users by Mode of Access

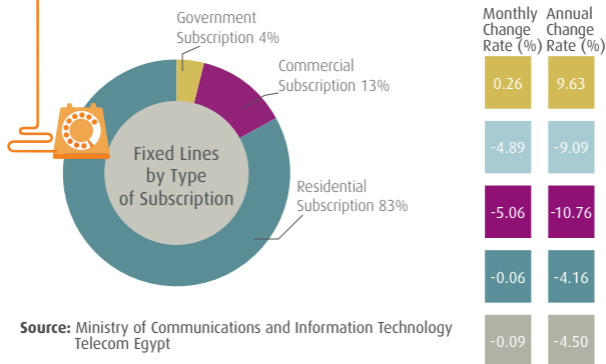


Source: Ministry of Communications and Information Technology
National Telecom Regulatory Authority
Telecom Egypt



Fixed Telephones

	Unit	Feb. 2014	Jan. 2015	Feb. 2015
Local exchange capacity	Million Lines	14.90	16.29	1634
Fixed lines subscription	Million Subscriptions	6.65	6.36	6.05
Fixed lines penetration *	%	7.99	7.51	7.3
Number of Local Exchanges *	Exchange	1705	1635	1634
Number of Local Exchanges in Rural Areas	Exchange	1201	1148	1147



Source: Ministry of Communications and Information Technology
Telecom Egypt

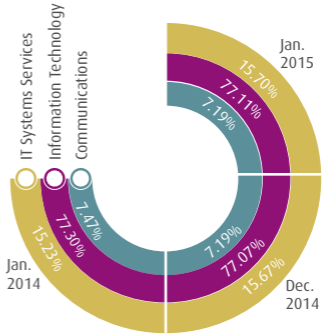
* Growth rates are calculated as the difference between penetration rates or proportions in different time intervals.

ICT Sector

Unit		Jan. 2014	Dec. 2014	Jan. 2015	Monthly Change Rate (%)	Annual Change Rate (%)
ICT companies	Information Technology	77.30	77.07	77.11	0.04	-0.19
	Communications	7.47	7.19	7.19	0.00	-0.28
	IT Systems Services	15.23	15.67	15.70	-0.05	0.47
ICT Issued capital	Information Technology	18.12	18.33	18.39	0.06	0.28
	Communications	78.33	77.88	77.81	-0.07	-0.52
	IT Systems Services	3.56	3.79	3.80	0.01	0.24

Distribution of ICT Companies According to Activities

- Communications
- Information Technology
- IT Systems Services



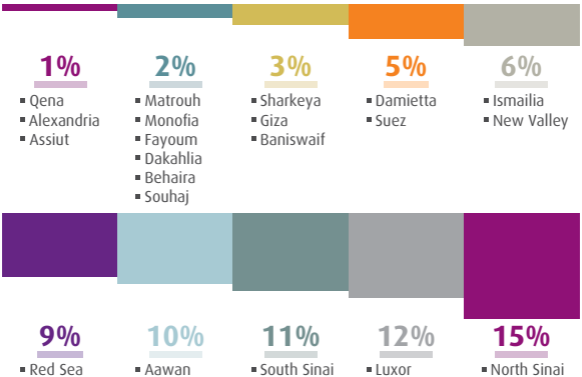
Source: Ministry of Investment
General Authority for Free Zones and Investment



Telecentre Egypt

Telecentre Egypt allows community members to keep pace with technology advancement of the new era. Aiming to achieve the knowledge society, Telecentres are a first-class empowering tool that encourage youth, children and elderly to use computer, learn about its applications and surf the internet.

Telecentre Egypt, formerly known as IT Clubs, commenced in 2000 as part of MCIT national plan to eliminate digital illiteracy in the society, develop university and school graduates' skills to qualify them for the job market, and to provide internet services to communicate with other parts of the world at affordable prices.



Source: Ministry of Communications and Information Technology
Training and Human Resources Department





Capacity Building

ICDL program has finished on 29/2/2012 with (836,801) certified candidates, now we are committed by a Limited Practice No (6) for the year 2012 to start a new ICDL program. Syllabus Version 5 (Windows7 , Office 2010). It's worth mentioning that there are (84,533) registered persons, while the number of graduates (22,178) persons in February 2015.

ICDL Graduates

Feb. 2011	558.561
Feb. 2012	836.801
Unit	Thousand Persons

Source: Ministry of Communications and Information Technology
ICDL Program



Post Services

	Unit	Jan. 2013	Dec. 2014	Jan. 2014
Average Number of People Served by Post Offices	Thousand Inhabitants	21.94	22.08	22.08
Number of Pensions Distributed through Post Offices	Million	4.95	5.03	5.14
Number of Instant Postal Financial Transfers	Thousand Transfers	944	1073	923

Number of Post Offices

		Monthly Change Rate (%)	Annual Change Rate (%)
Jan. 2013	3851	0.13	1.22
Dec. 2014	3893	0.025	0.649
Jan. 2014	3898	2.19	3.84
Unit	Office	-13.98	0.11

Source: Ministry of Communications and Information Technology
Egypt Post