



Arab Republic of Egypt  
Ministry of Communications  
and Information Technology  
[www.mcit.gov.eg](http://www.mcit.gov.eg)

# ICT Indicators in Brief

March 2013 | Monthly Issue

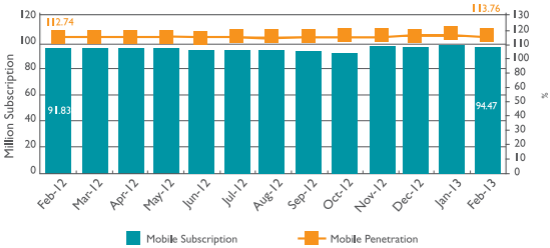


Scan Me

## Mobile Telephones

Indicator	Unit	February 2012	January 2013	February 2013	Monthly Growth Rate (%)	Annual Growth Rate (%)
Mobile Subscription	Million Subscription	91.83	96.11	94.47	-1.70	2.87
Mobile Penetration *	%	112.74	115.92	113.76	-2.16	1.02

### Mobile Subscription

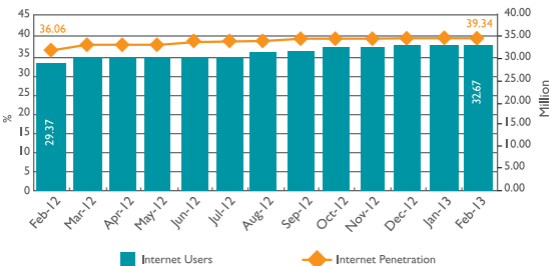


Source: Ministry of Communications and Information Technology  
National Telecom Regulatory Authority

## Internet

Indicator	Unit	February 2012	January 2013	February 2013	Monthly Growth Rate (%)	Annual Growth Rate (%)
Internet Users	Million User	29.37	32.49	32.67	0.55	11.24
Internet Penetration *	%	36.06	39.19	39.34	0.15	3.29
International Internet Bandwidth	Gbps	183.21	214.40	214.40	..	17.02
Proportion of Households Using Internet from Home **	%	38.18	44.59	45.12	0.53	6.94

### Internet Users

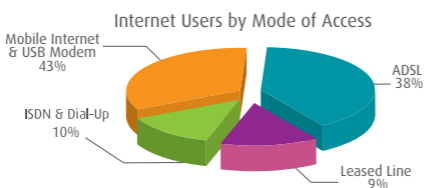


Source: Ministry of Communications and Information Technology  
National Telecom Regulatory Authority - Telecom Egypt

\* Growth rates are calculated as the difference between penetration rates or proportions in different time intervals

\*\* December 2012

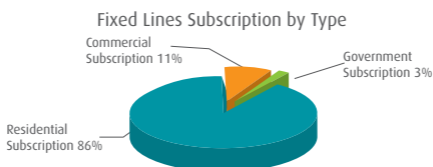
Indicator	Unit	February 2012	January 2013	February 2013	Monthly Growth Rate (%)	Annual Growth Rate (%)
ADSL Subscription	Million Subscription	1.86	2.26	2.29	1.32	23.11
Mobile Internet Users	Million Users	10.40	10.80	10.78	-0.20	3.59
Proportion of Mobile Internet Users of Total Mobile Subscription *	%	11.33	11.24	11.41	0.17	0.08
Proportion of Mobile Internet Users of Total Internet Users *	%	35.43	33.24	32.99	-0.24	-2.43
USB Modem Subscription	Million Subscription	2.77	3.33	3.37	0.98	21.29
Proportion of Broadband Internet Users of Total Internet Users *	%	89.50	90.53	90.59	0.05	1.09



**Source:** Ministry of Communications and Information Technology, National Telecom Regulatory Authority - Telecom Egypt

## Fixed Telephones

Indicator	Unit	February 2012	January 2013	February 2013	Monthly Growth Rate (%)	Annual Growth Rate (%)
Local Exchange Capacity	Million Line	14.62	14.73	14.76	0.25	0.98
Fixed Lines Subscription	Million Subscription	8.53	8.58	8.61	0.28	0.86
Fixed Lines Penetration *	%	10.65	10.53	10.54	0.09	-1.03
Number of Local Exchanges	Exchange	1697	1704	1704	0.00	0.41
Number of Local Exchanges in Rural Areas	Exchange	1198	1201	1201	0.00	0.25



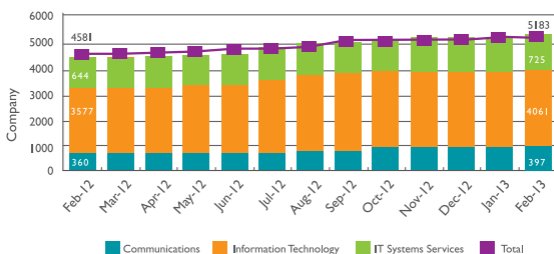
**Source:** Ministry of Communications and Information Technology, Telecom Egypt

\* Growth rates are calculated as the difference between penetration rates or proportions in different time intervals

## ICT Sector

Indicator	Unit	February 2012	January 2013	February 2013	Monthly Growth Rate (%)	Annual Growth Rate (%)
ICT Companies	Companies	4581	5129	5183	1.05	13.14
Number of People Employed in ICT Sector*	Thousand Employees	214.05	217.19	217.49	0.14	1.61
ICT Issued Capital	Billion EGP	45.91	46.44	46.50	0.13	1.29

Number of ICT Companies According to Activities

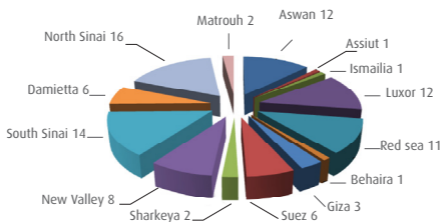


**Source:** Ministry of Investment  
General Authority for Free Zones and Investment

## IT Clubs

- MCIT has launched Technology House initiative in September 2011, as part of Technology corridor project which aims at offering integrated services including ( training courses, e-government services, SME services. 9 Technology Houses were established in North Sinai governorate at the beginning of the project and now the number of Technology Houses reached (95) Technology House up to February 2012 .
- It is worth mentioning that the number of clubs reached 2163 IT Clubs, the number of IT clubs connected to the internet reached 1955 IT Clubs.

Geographic Distribution of IT Houses

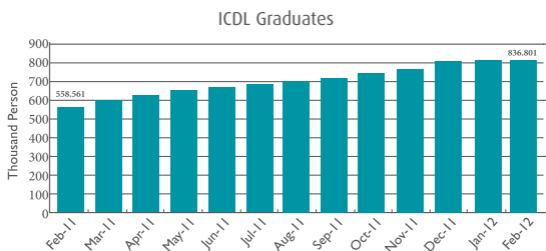


**Source:** Ministry of Communications and Information Technology  
Training and Human Resources Department

\*This figure includes employees of Egypt Post, Telecom Egypt, ICT sector companies and Cairo Contact Centers Park in Maadi added starting from October 2010, but does not include indirect employees in ICT sector working in IT clubs, internet cafes and private communication stores.

## Capacity Building

- ICDL program has finished on 29/ 2 /2012 with (836,801) certified candidates, now we are committed by a limited practice No (6) for the year 2012 to start a new ICDL program. syllabus version 5 (windows7, office 2010). The program aims to graduate (75) thousand persons during the next year. It's worth mentioning that there are (17042) registered persons, while the number of graduates reached (387) so far.

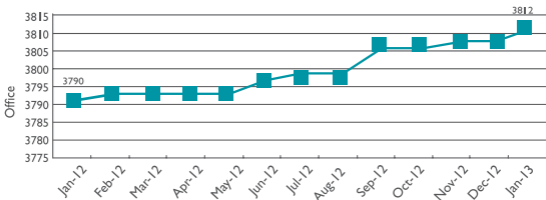


**Source:** Ministry of Communications and Information Technology  
ICDL Program

## Post Services

Indicator	Unit	January 2012	December 2012	January 2013	Monthly Growth Rate (%)	Annual Growth Rate (%)
Number of Post Offices	Office	3790	3807	3812	0.13	0.58
Average Number of People Served by Post Offices	Thousand Inhabitants	21.46	21.74	21.75	0.03	1.36
Number of Pensions Distributed Through Post Offices	Million	4.79	4.75	4.73	-0.42	-1.25
Number of Instant Postal Financial Transfers	Thousand Transfer	778	932	887	-4.83	23.19

### Number of Post Offices



**Source:** Ministry of Communications and Information Technology  
Egypt Post