



Arab Republic of Egypt
Ministry of Communications
and Information Technology

ICT Indicators in Brief

April 2017 | Monthly Issue





Mobile Phones



Mobile
Subscription



Mobile
Penetration

Million Subscription

%

95.26

Mar. 2016

108.33

98.87

Feb. 2017

110.61

99.91

Mar. 2017

111.61

1.05

Monthly Growth
Rate (%)

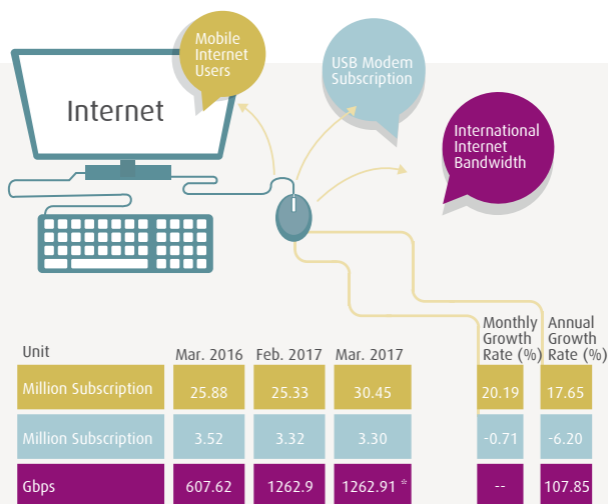
1.00

4.89

Annual Growth
Rate (%)

3.28

Source: Ministry of Communications and Information Technology
National Telecom Regulatory Authority

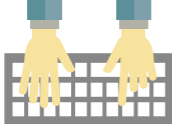


* Feb 2017

Source: Ministry of Communications and Information Technology
National Telecom Regulatory Authority

	Unit	2015/2016
Internet Users *	Million Users	29.84
Internet Penetration *	%	37.8

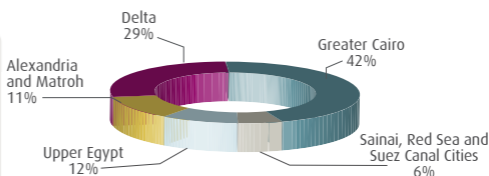
* According to results of "ICT Access and use by households and individuals survey for 2015/2016".



ADSL and Mobile Internet Users

	Mar. 2016	Feb. 2017	Mar. 2017	Unit	Monthly Growth Rate (%)	Annual Growth Rate (%)
ADSL Subscription	4.00	4.37	4.49	Million Subscription	2.60	12.08
Proportion of Mobile Internet Users of Total Mobile Subscription	27.17	25.62	30.48	%	4.85	3.31

ADSL Subscriptions Regional Distribution




Source: Ministry of Communications and Information Technology
National Telecom Regulatory Authority
Telecom Egypt



Fixed Telephones

	Unit	Mar. 2016	Feb. 2017	Mar. 2017
Local Exchange Capacity	Million Lines	17.19	18.99	18.60
Fixed Lines Subscription	Million Subscription	5.90	6.61	6.22
Fixed Lines Penetration	%	6.81	7.26	7.23
Number of Local Exchanges	Exchange	1335	1550	1550
Number of Local Exchanges in Rural Areas	Exchange	905	1081	1081



	Monthly Growth Rate (%)	Annual Growth Rate (%)
Local Exchange Capacity	-2.03	8.19
Fixed Lines Subscription	-6.00	5.31
Fixed Lines Penetration	-0.41	6.17
Number of Local Exchanges	0.00	16.10
Number of Local Exchanges in Rural Areas	0.00	19.45

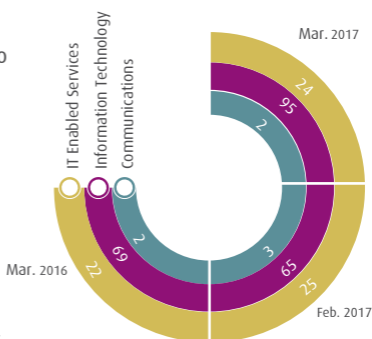
Source: Ministry of Communications and Information Technology
Telecom Egypt

Number of Newly Established ICT Companies and Issued Capital*

Unit		Mar. 2016	Feb. 2017	Mar. 2017
Issued Capital of Newly Established ICT Companies	Million EGP			
	Communications	0.02	1.00	1.05
	Information Technology	36.87	161.83	47.58
	IT Enabled Services	14.10	3.93	135.14
Total		50.99	166.76	183.77
Number of Newly Established ICT Companies	Companies			
	Communications	2	3	2
	Information Technology	69	65	95
	IT Enabled Services	22	25	24
Total		93	93	121

Distribution of ICT Companies According to Activities

- Communications
- Information Technology
- IT Enabled Services



Source: Ministry of Investment
General Authority for Free Zones and Investment

* Most of newly established ICT Companies were small and micro enterprises.

Egypt's Stock Exchange Telecommunications Index

Mar. 2016	330
Feb. 2017	681
Mar. 2017	653
Unit	Point
Monthly Growth (%)	-28
Annual Growth (%)	323

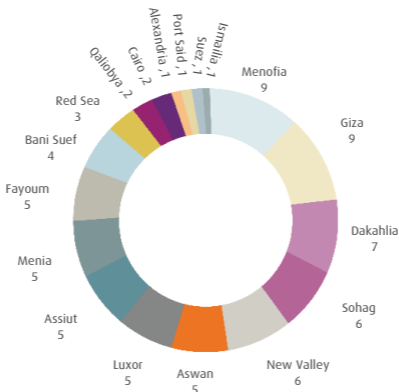
This index includes three companies operating in the ICT Sector and listed in Egypt Stock Exchange. These companies are: Telecom Egypt, Orang and Orascom Telecom



Telecenters

In line with the Ministry of Communications and Information Technology (MCIT) strategy in promoting the role of IT in an effective and sustainable manner for community development, MCIT has Activated the IT Clubs in Community Development”, The Total Number of IT Clubs in Egypt reached 77 IT Clubs.

Regional Distribution of Telecenters



Source: Ministry of Communications and Information Technology
Egypt ICT Trust Fund
Telecenters Department



Post Services

	Unit	Feb. 2016	Jan. 2016	Feb. 2017
Average Number of People Served by each Post Office	Thousand People	22.39	22.69	22.71
Number of Pensions Distributed through Post Offices	Million	5.32	6.22	6.11
Number of Instant Postal Financial Transfers	Thousand Transfers	1119	1351	1167

Number of Post Offices

	Office	Monthly Change Rate (%)	Annual Change Rate (%)
Feb. 2016	3921	0.08	0.38
Jan. 2016	3933	0.07	1.42
Feb. 2017	3936	-1.77	14.85
Unit	Office	-13.62	4.30

Source: Ministry of Communications and Information Technology
Egypt Post

