



Arab Republic of Egypt
Ministry of Communications
and Information Technology

ICT Indicators in Brief

August 2017 | Monthly Issue





Mobile Phones



Mobile
Subscription



Mobile
Penetration

Million Subscription

%

96.41

July 2016

108.99

100.31

June 2017

111.56

99.86

July 2017

110.91

-0.44

Monthly Growth
Rate (%)

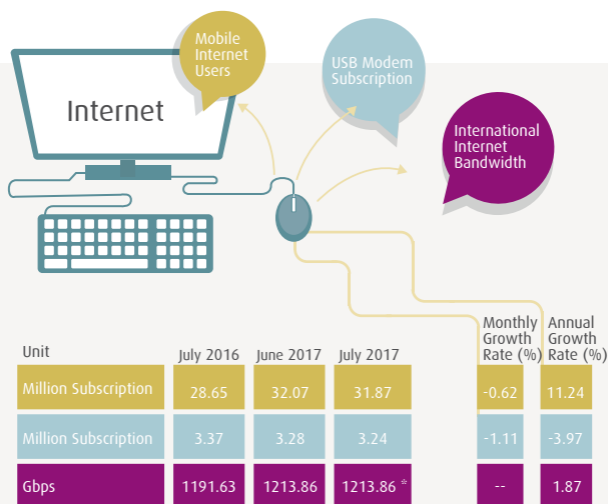
-0.65

3.58

Annual Growth
Rate (%)

1.91

Source: Ministry of Communications and Information Technology
National Telecom Regulatory Authority

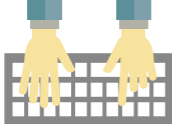


* June 2017

Source: Ministry of Communications and Information Technology
National Telecom Regulatory Authority

	Unit	2016/2017
Internet Users *	Million Users	33.7
Internet Penetration *	%	41.2

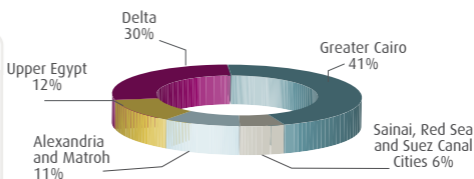
* According to results of "ICT Access and use by households and individuals survey for 2016/2017".



ADSL and Mobile Internet Users

	July 2016	June 2017	July 2017	Unit	Monthly Growth Rate (%)	Annual Growth Rate (%)
ADSL Subscription	4.26	4.77	4.91	Million Subscription	3.02	15.46
Proportion of Mobile Internet Users of Total Mobile Subscription	29.71	31.97	31.91	%	-0.06	2.20

ADSL Subscriptions Regional Distribution

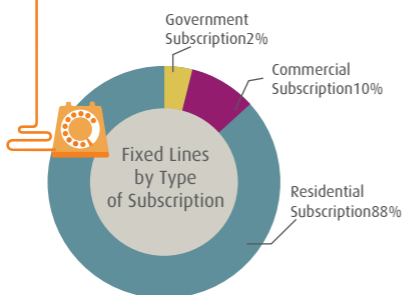


Source: Ministry of Communications and Information Technology
National Telecom Regulatory Authority
Telecom Egypt



Fixed Telephones

	Unit	July 2016	June 2017	July 2017
Local Exchange Capacity	Million Lines	18.20	19.30	19.31
Fixed Lines Subscription	Million Subscription	6.12	6.29	6.25
Fixed Lines Penetration	%	7.18	6.82	6.79
Number of Local Exchanges	Exchange	1496	1550	1550
Number of Local Exchanges in Rural Areas	Exchange	1098	1081	1081



	Monthly Growth Rate (%)	Annual Growth Rate (%)
Local Exchange Capacity	0.03	6.09
Fixed Lines Subscription	-0.65	2.10
Fixed Lines Penetration	-0.44	-5.43
Number of Local Exchanges	0.00	3.61
Number of Local Exchanges in Rural Areas	0.00	-1.55

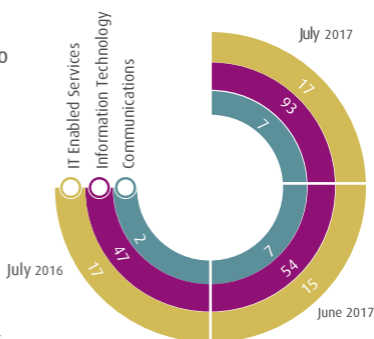
Source: Ministry of Communications and Information Technology
Telecom Egypt

Number of Newly Established ICT Companies and Issued Capital*

Unit		July 2016	June 2017	July 2017
Issued Capital of Newly Established ICT Companies	Million EGP			
	Communications	0.06	0.36	1.07
	Information Technology	24.78	15.12	29.11
	IT Enabled Services	1.51	7.35	1.31
Total		26.35	22.82	31.49
Number of Newly Established ICT Companies	Companies			
	Communications	2	7	7
	Information Technology	47	54	93
	IT Enabled Services	17	15	17
Total		66	76	117

Distribution of ICT Companies According to Activities

- Communications
- Information Technology
- IT Enabled Services



Source: Ministry of Investment
General Authority for Free Zones and Investment

* Most of newly established ICT Companies were small and micro enterprises.

Egypt's Stock Exchange Telecommunications Index

July 2016	420
June 2017	629
July 2017	629
Unit	Point
Monthly Growth (%)	0
Annual Growth (%)	209

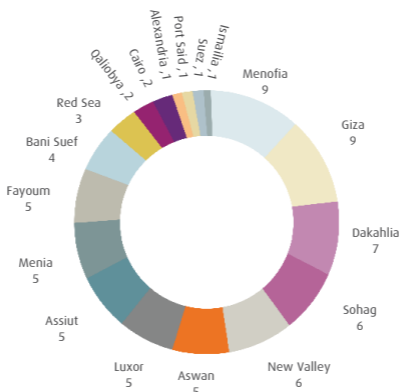
This index includes three companies operating in the ICT Sector and listed in Egypt Stock Exchange. These companies are: Telecom Egypt, Orang and Orascom Telecom



Telecenters

In line with the Ministry of Communications and Information Technology (MCIT) strategy to promote effectively and sustainably the role of IT in community development, MCIT has launched the "IT Clubs in Community Development" project. The Total number of IT Clubs in Egypt reached 77.

Regional Distribution of Telecenters



Source: Ministry of Communications and Information Technology
Egypt ICT Trust Fund
Telecenters Department



Post Services

	Unit	June 2016	May 2017	June 2017
Average Number of People Served by each Post Office	Thousand People	22.49	22.78	22.84
Number of Pensions Distributed through Post Offices	Million	5.45	5.42	5.45
Number of Instant Postal Financial Transfers	Thousand Transfers	1123	1512	1082

Number of Post Offices

	Number of Post Offices	Monthly Change Rate (%)	Annual Change Rate (%)
June 2016	3927	-0.10	0.25
May 2016	3941	0.25	1.54
June 2017	3937	0.55	0.00
Unit	Office	-28.44	-3.62

Source: Ministry of Communications and Information Technology
Egypt Post

