



Arab Republic of Egypt
Ministry of Communications
and Information Technology

ICT Indicators in Brief

February 2017 | Monthly Issue





Mobile Phones



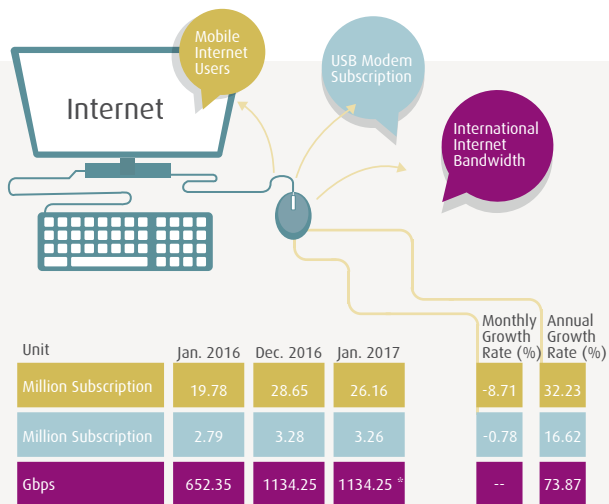
Mobile Subscription



Mobile Penetration

Million Subscription		%	
94.16	Jan. 2016	107.41	
97.79	Dec. 2016	109.73	
98.23	Jan. 2017	110.06	
0.45	Monthly Growth Rate (%)	0.33	
4.33	Annual Growth Rate (%)	2.65	

Source: Ministry of Communications and Information Technology
National Telecom Regulatory Authority

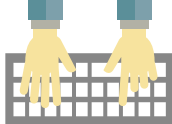


* Dec 2016

Source: Ministry of Communications and Information Technology
National Telecom Regulatory Authority

	Unit	2015/2016
Internet Users *	Million Users	29.84
Internet Penetration *	%	37.8

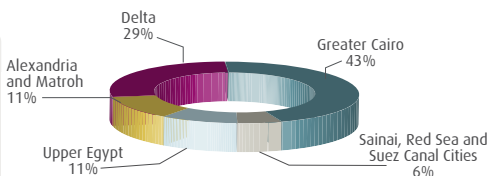
* According to results of "ICT Access and Use by Households and Individuals Survey for 2015"



ADSL and Mobile Internet Users

	Jan. 2016	Nov. 2016	Jan. 2017	Unit	Monthly Growth Rate (%)	Annual Growth Rate (%)
ADSL Subscription	3.80	4.44	4.46	Million Subscription	0.39	17.40
Proportion of Mobile Internet Users of Total Mobile Subscription	21.01	29.30	26.63	%	-2.67	5.62

ADSL Subscriptions Regional Distribution




Source: Ministry of Communications and Information Technology
National Telecom Regulatory Authority
Telecom Egypt



Fixed Telephones

	Unit	Jan. 2016	Dec. 2016	Jan. 2017
Local Exchange Capacity	Million Lines	17.63	18.88	18.63
Fixed Lines Subscription	Million Subscription	6.35	6.12	6.38
Fixed Lines Penetration	%	7.35	7.19	7.24
Number of Local Exchanges	Exchange	1549	1554	1527
Number of Local Exchanges in Rural Areas	Exchange	1093	1078	1065



	Monthly Growth Rate (%)	Annual Growth Rate (%)
Local Exchange Capacity	-1.30	5.69
Fixed Lines Subscription	4.23	0.46
Fixed Lines Penetration	0.70	-1.50
Number of Local Exchanges	-1.74	-1.42
Number of Local Exchanges in Rural Areas	-1.21	-2.56

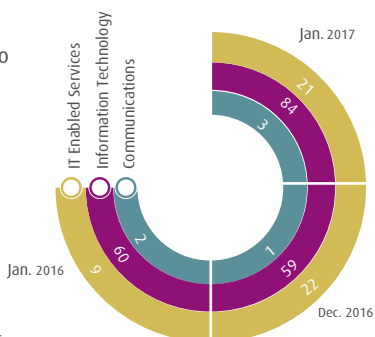
Source: Ministry of Communications and Information Technology
Telecom Egypt

Number of Newly Established ICT Companies and Issued Capital

Unit		Jan. 2016	Dec. 2016	Jan. 2017
Issued Capital of Newly Established ICT Companies	Million EGP			
	Communications	0.31	0.10	0.29
	Information Technology	9.07	17.13	21.14
	IT Enabled Services	0.52	5.83	2.59
Total		9.90	23.06	24.02
Number of Newly Established ICT Companies	Companies			
	Communications	2	1	3
	Information Technology	60	59	84
	IT Enabled Services	9	22	21
Total		71	82	108

Distribution of ICT Companies According to Activities

- Communications
- Information Technology
- IT Enabled Services



Source: Ministry of Investment
General Authority for Free Zones and Investment

* Most of newly established ICT Companies were small and micro enterprises.

Egypt's Stock Exchange Telecommunications Index

Jan. 2016	261
Dec. 2016	648
Jan. 2017	716
Unit	Point
Monthly Growth (%)	68
Annual Growth (%)	455

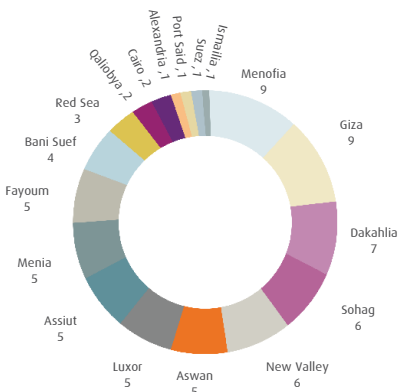
This index includes three companies operating in the ICT Sector and listed in Egypt Stock Exchange. These companies are: Telecom Egypt, Orang and Orascom Telecom



Telecenters

In line with the Ministry of Communications and Information Technology (MCIT) strategy in promoting the role of IT in an effective and sustainable manner for community development, MCIT has activated "IT Clubs in Community Development" Project, the total number of IT Clubs in Egypt reached 77.

Regional Distribution of Telecenters



Source: Ministry of Communications and Information Technology
Egypt ICT Trust Fund
Telecenters Department



Post Services

	Unit	Dec. 2015	Nov. 2016	Dec. 2016
Average Number of People Served by each Post Office	Thousand People	22.34	22.66	22.67
Number of Pensions Distributed through Post Offices	Million	5.47	5.2	5.8
Number of Instant Postal Financial Transfers	Thousand Transfers	1210	1295	1314

Number of Post Offices

	Unit	Office	Monthly Change Rate (%)	Annual Change Rate (%)
Dec. 2015		3918	0.10	0.33
Nov. 2016		3927	0.05	1.48
Dec. 2016		3931	11.54	6.03
	Unit	Office	1.47	8.63

Source: Ministry of Communications and Information Technology
Egypt Post

