



Arab Republic of Egypt
Ministry of Communications
and Information Technology

ICT Indicators in Brief

March 2017 | Monthly Issue





Mobile Phones



Mobile
Subscription



Mobile
Penetration

Million Subscription

%

94.62

Feb. 2016

107.76

98.23

Jan. 2017

110.06

98.87

Feb. 2017

110.61

0.65

Monthly Growth
Rate (%)

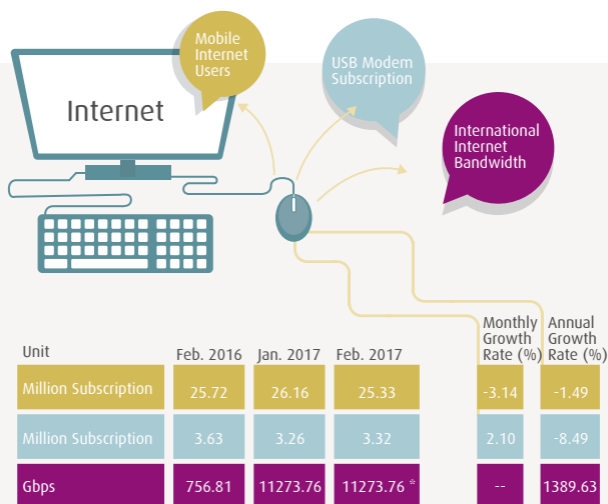
0.55

4.50

Annual Growth
Rate (%)

2.85

Source: Ministry of Communications and Information Technology
National Telecom Regulatory Authority

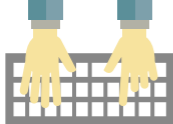


* Jan 2017

Source: Ministry of Communications and Information Technology
National Telecommunication Regulatory Authority – Telecom Egypt

	Unit	2015/2016
Internet Users *	Million Users	29.84
Internet Penetration *	%	37.8

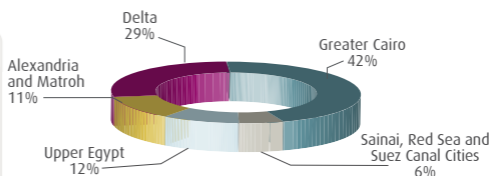
* According to results of "ICT Access and Use by Households and Individuals Survey for 2015/2016"



ADSL and Mobile Internet Users

	Feb. 2016	Jan. 2017	Feb. 2017	Unit	Monthly Growth Rate (%)	Annual Growth Rate (%)
ADSL Subscription	3.93	4.46	4.37	Million Subscription	-1.89	11.36
Proportion of Mobile Internet Users of Total Mobile Subscription	27.18	26.63	25.62	%	-1.00	-1.56

ADSL Subscriptions Regional Distribution




Source: Ministry of Communications and Information Technology
National Telecom Regulatory Authority
Telecom Egypt



Fixed Telephones

	Unit	Feb. 2016	Jan. 2017	Feb. 2017
Local Exchange Capacity	Million Lines	17.84	18.63	18.99
Fixed Lines Subscription	Million Subscription	6.23	6.38	6.61
Fixed Lines Penetration	%	7.2	7.24	7.26
Number of Local Exchanges	Exchange	1563	1527	1550
Number of Local Exchanges in Rural Areas	Exchange	1098	1065	1081



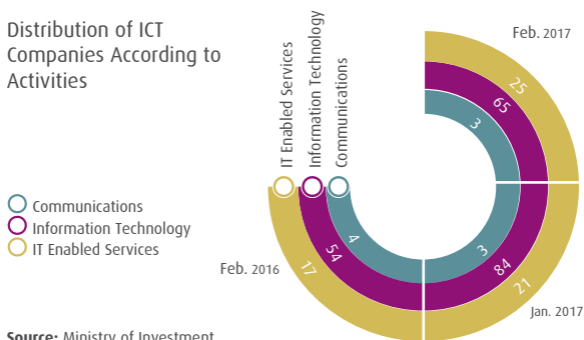
	Monthly Growth Rate (%)	Annual Growth Rate (%)
Local Exchange Capacity	1.90	6.46
Fixed Lines Subscription	3.68	6.10
Fixed Lines Penetration	0.28	0.83
Number of Local Exchanges	1.51	-0.83
Number of Local Exchanges in Rural Areas	1.50	-1.55

Source: Ministry of Communications and Information Technology
Telecom Egypt

Number of Newly Established ICT Companies and Issued Capital *

Unit		Feb. 2016	Jan. 2016	Feb. 2017
Issued Capital of Newly Established ICT Companies	Million EGP			
	Communications	0.53	0.29	1.00
	Information Technology	11.94	21.14	161.83
	IT Enabled Services	6.31	2.59	3.93
Total		18.77	24.02	166.76
Number of Newly Established ICT Companies	Companies			
	Communications	4	3	3
	Information Technology	54	84	65
	IT Enabled Services	17	21	25
Total		75	108	93

Distribution of ICT Companies According to Activities



Source: Ministry of Investment
General Authority for Free Zones and Investment

* Most of newly established ICT Companies were small and micro enterprises.

Egypt's Stock Exchange Telecommunications Index

Feb. 2016	266
Jan. 2017	716
Feb. 2017	681
Unit	Point
Monthly Growth (%)	-35
Annual Growth (%)	415

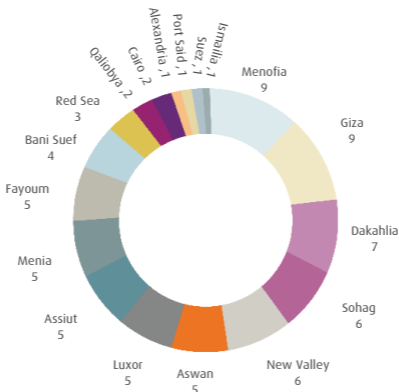
This index includes three companies operating in the ICT Sector and listed in Egypt Stock Exchange. These companies are: Telecom Egypt, Orang and Orascom Telecom



Telecenters

In line with the Ministry of Communications and Information Technology (MCIT) strategy in promoting the role of IT in an effective and sustainable manner for community development, MCIT has activated "IT Clubs in Community Development" Project, the total number of IT Clubs in Egypt reached 77.

Regional Distribution of Telecenters



Source: Ministry of Communications and Information Technology
Egypt ICT Trust Fund
Telecenters Department



Post Services

	Unit	Jan. 2016	Dec. 2016	Jan. 2017
Average Number of People Served by each Post Office	Thousand People	22.37	22.67	22.69
Number of Pensions Distributed through Post Offices	Million	5.39	5.8	6.22
Number of Instant Postal Financial Transfers	Thousand Transfers	1109	1314	1351

Number of Post Offices

		Monthly Change Rate (%)	Annual Change Rate (%)
Jan. 2016	3919	0.05	0.36
Dec. 2016	3931	0.10	1.45
Jan. 2017	3933	7.24	15.40
Unit	Office	2.82	21.82

Source: Ministry of Communications and Information Technology
Egypt Post

