



Arab Republic of Egypt  
Ministry of Communications  
and Information Technology

# ICT Indicators in Brief

October 2017 | Monthly Issue





# Mobile Phones



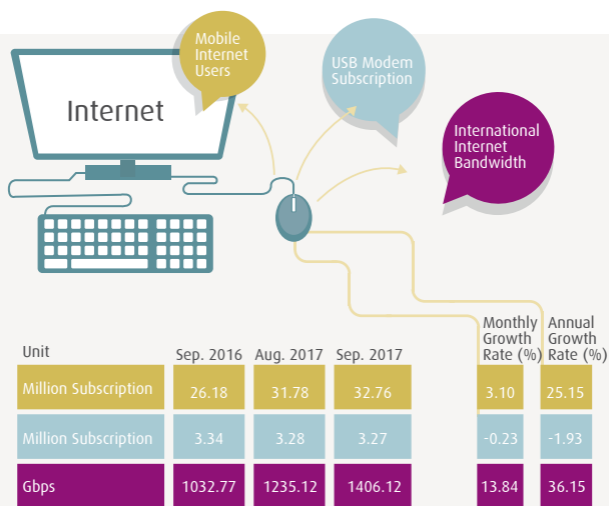
Mobile Subscription



Mobile Penetration

Million Subscription		%	
96.26	Sep. 2016	108.49	
99.50	Aug. 2017	110.34	
99.40	Sep. 2017	110.06	
-0.11	Monthly Growth Rate (%)	-0.28	
3.26	Annual Growth Rate (%)	1.57	

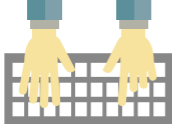
Source: Ministry of Communications and Information Technology  
National Telecom Regulatory Authority



Source: Ministry of Communications and Information Technology  
National Telecom Regulatory Authority

	Unit	2016/2017
Internet Users *	Million Users	33.7
Internet Penetration *	%	41.2

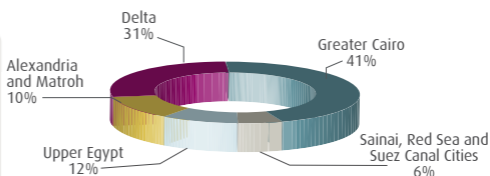
\* According to results of "ICT Access and use by households and individuals survey for 2016/2017".



## ADSL and Mobile Internet Users

	27.20	31.94	32.96	Unit	Monthly Growth Rate (%)	Annual Growth Rate (%)
ADSL Subscription				Million Subscription	0.57	12.27
Proportion of Mobile Internet Users of Total Mobile Subscription				%	1.03	5.76

### ADSL Subscriptions Regional Distribution




**Source:** Ministry of Communications and Information Technology  
National Telecom Regulatory Authority  
Telecom Egypt



## Fixed Telephones

	Unit	Sep. 2016	Aug. 2017	Sep. 2017
Local Exchange Capacity	Million Lines	14.82	19.21	17.72
Fixed Lines Subscription	Million Subscription	5.90	6.27	6.54
Fixed Lines Penetration	%	7.16	6.8	6.83
Number of Local Exchanges	Exchange	1473	1550	1550
Number of Local Exchanges in Rural Areas	Exchange	1088	1081	1081



	Monthly Growth Rate (%)	Annual Growth Rate (%)
	-7.75	19.52
	4.23	10.78
	0.44	-4.61
	0.00	5.23
	0.00	-0.64

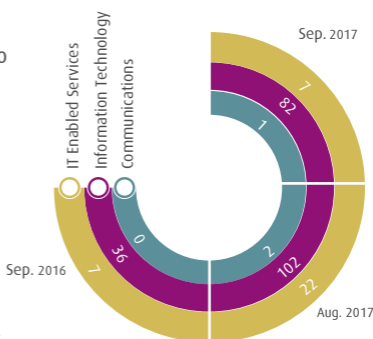
**Source:** Ministry of Communications and Information Technology  
Telecom Egypt

# Number of Newly Established ICT Companies and Issued Capital\*

Unit		Sep. 2016	Aug. 2017	Sep. 2017
Issued Capital of Newly Established ICT Companies	Million EGP			
	Communications	0.00	0.50	0.30
	Information Technology	9.13	32.39	61.50
	IT Enabled Services	0.86	3.33	60.86
Total		9.98	36.22	122.66
Number of Newly Established ICT Companies	Companies			
	Communications	0	2	1
	Information Technology	36	102	82
	IT Enabled Services	7	22	7
Total		43	126	90

## Distribution of ICT Companies According to Activities

- Communications
- Information Technology
- IT Enabled Services



**Source:** Ministry of Investment  
General Authority for Free Zones and Investment

\* Most of newly established ICT Companies were small and micro enterprises.

## Egypt's Stock Exchange Telecommunications Index

Sep. 2016	447
Aug. 2017	626
Sep. 2017	649
Unit	Point
Monthly Growth (%)	23
Annual Growth (%)	202

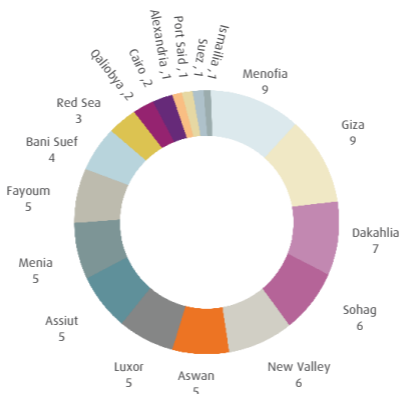
This index includes three companies operating in the ICT Sector and listed in Egypt Stock Exchange. These companies are: Telecom Egypt, Orang and Orascom Telecom



## Telecenters

In line with the Ministry of Communications and Information Technology (MCIT) strategy in promoting the role of IT in an effective and sustainable manner for community development, MCIT has Activated the IT Clubs in Community Development”, The Total Number of IT Clubs in Egypt reached 77 IT Clubs.

### Regional Distribution of Telecenters



**Source:** Ministry of Communications and Information Technology  
Egypt ICT Trust Fund  
Telecenters Department



## Post Services

	Unit	Aug. 2016	July. 2017	Aug. 2017
Average Number of People Served by each Post Office	Thousand People	22.57	22.85	22.87
Number of Pensions Distributed through Post Offices	Million	5.57	5.78	5.70
Number of Instant Postal Financial Transfers	Thousand Transfers	2.20	2.18	2.22

### Number of Post Offices

	Unit	Office	Monthly Change Rate (%)	Annual Change Rate (%)
Aug. 2016		3926	0.08	0.43
July. 2017		3940	0.07	1.35
Aug. 2017		3943	-1.38	2.33
Unit		Office	1.83	0.91

**Source:** Ministry of Communications and Information Technology  
Egypt Post

