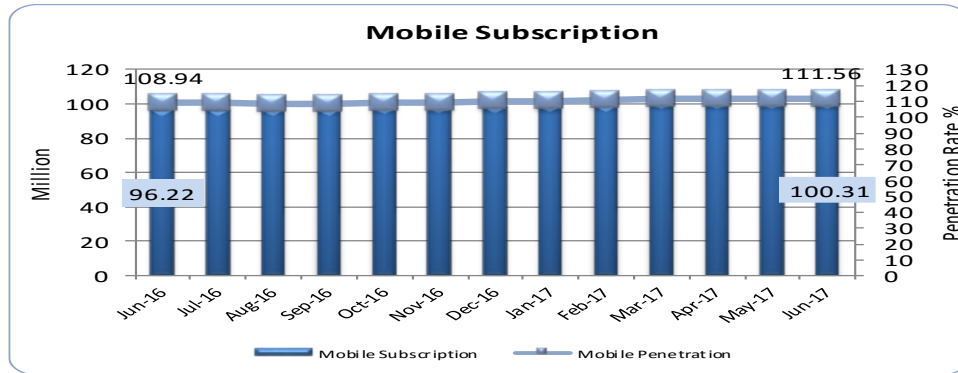


Mobile Telephone

Indicator	Unit	June 2016	May 2017	June 2017	Monthly Change Rate (%)	Annual Change Rate (%)
Mobile subscription	Million Subscription	96.22	100.42	100.31	-0.11	4.24
Mobile penetration	%	108.94	111.85	111.56	-0.29	2.62

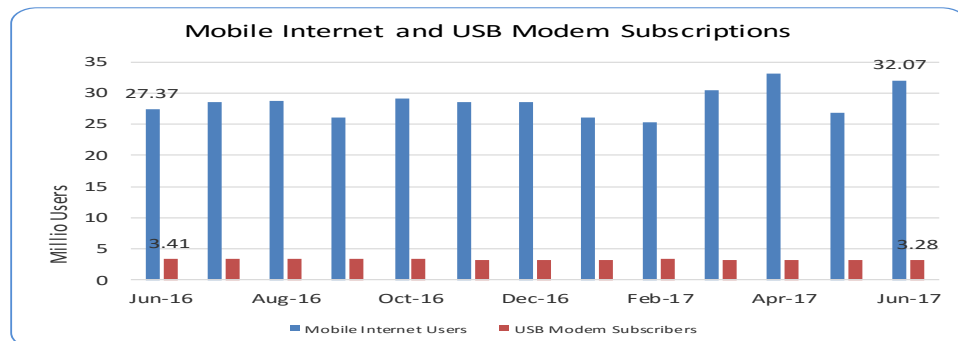


Source: Ministry of Communications and Information Technology – National Telecom Regulatory Authority

Internet

Indicator	Unit	June 2016	May 2017	June 2017	Monthly Change Rate (%)	Annual Change Rate (%)
Mobile internet users	Million Subscription	27.37	26.81	32.07	19.61	17.16
USB Modem subscription	Million Subscription	3.41	3.26	3.28	0.60	-3.92
International internet bandwidth	Gbps	991.63	1204.14	1204.14 *	--	21.43

* May 2017



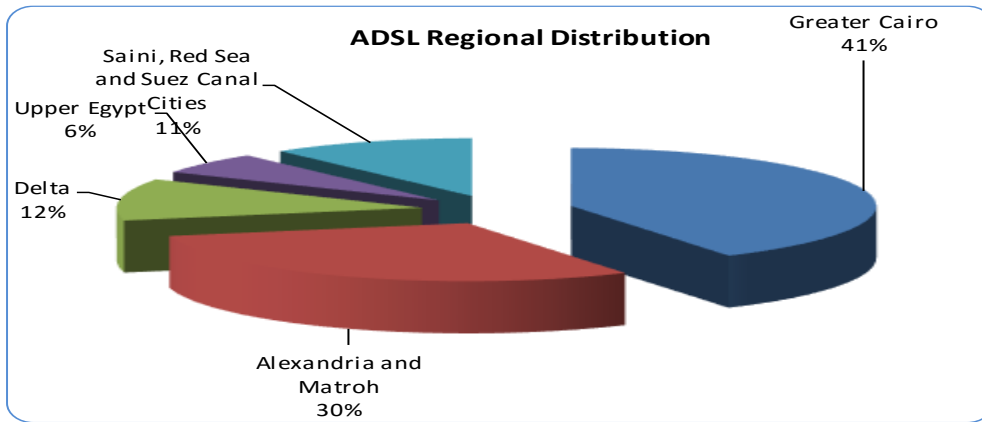
Source: Ministry of Communications and Information Technology – National Telecom Regulatory Authority – Telecom Egypt

Indicator	Unit	2015/2016
Internet Users *	Million Users	29.84
Internet Penetration	%	37.8

* According to results of "ICT Access and use by households and individuals survey for 2015/2016".

ADSL and Mobile Internet Users

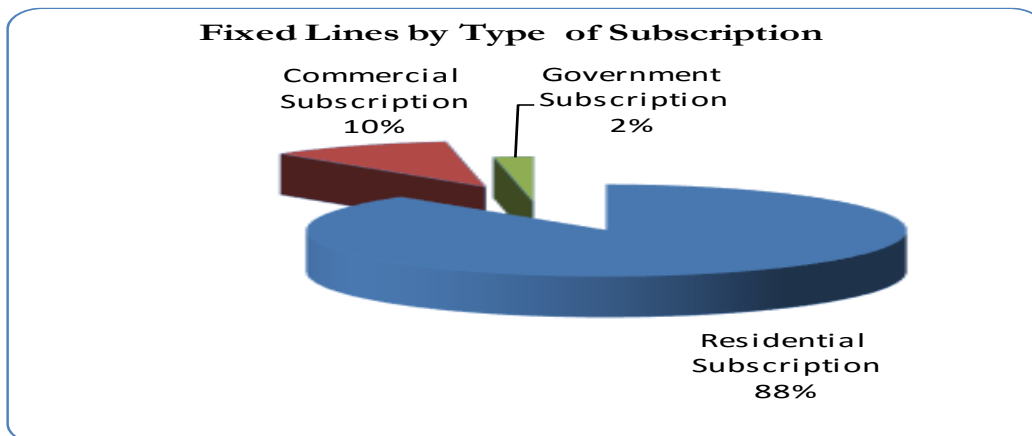
Indicator	Unit	June 2016	May 2017	June 2017	Monthly Change Rate (%)	Annual Change Rate (%)
ADSL subscription	Million Subscription	4.20	4.67	4.77	2.09	13.58
Proportion of mobile internet users of total mobile subscription	%	28.44	26.73	31.97	5.24	3.53



Source: Ministry of Communications and Information Technology – National Telecom Regulatory Authority– Telecom Egypt

Fixed Telephone

Indicator	Unit	June 2016	May 2017	June 2017	Monthly Change Rate (%)	Annual Change Rate (%)
Local exchange capacity	Million Lines	18.05	19.12	19.30	0.95	6.95
Fixed lines subscription	Million Subscription	5.93	6.71	6.29	-6.20	6.03
Fixed lines penetration	%	7.16	7.27	6.82	-6.19	-4.75
Number of Local Exchanges	Exchange	1440	1550	1550	0.00	7.64
Number of Local Exchanges in Rural Areas	Exchange	1055	1081	1081	0.00	2.46



Source: Ministry of Communications and Information Technology – Telecom Egypt

Number of newly established ICT Companies and Issued Capital *

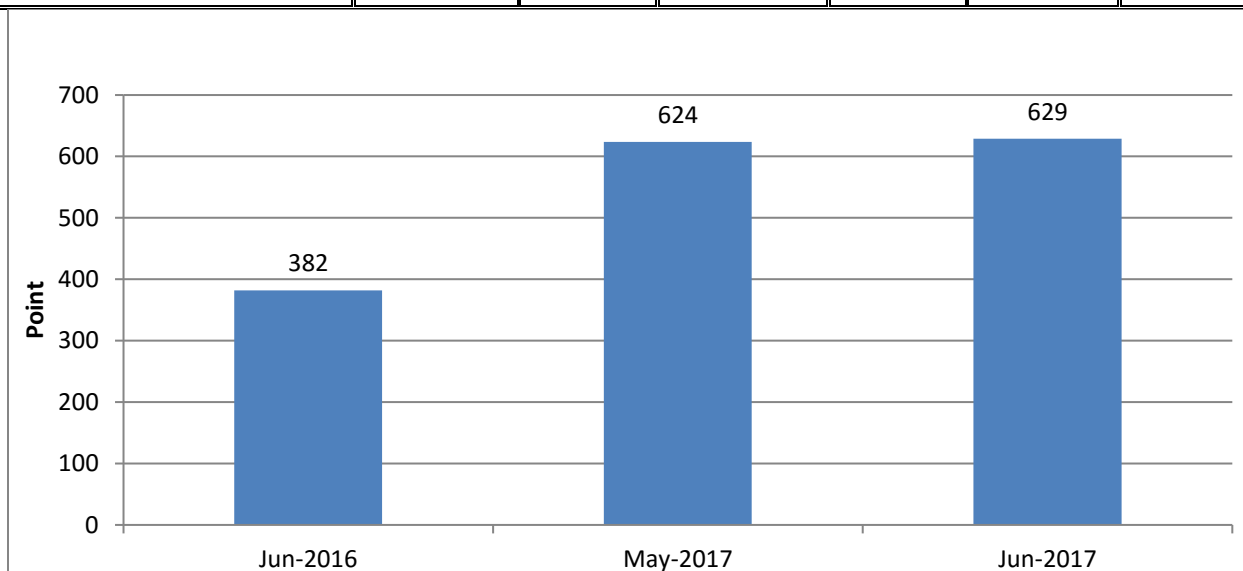
Indicator	Unit	Activity	June 2016	May 2017	June 2017
Issued Capital of newly established ICT Companies During each Month	Million EGP	Communications	1.21	0.36	0.36
		Information Technology	12.90	19.64	15.12
		IT Enabled Services	8.36	156.60	7.35
		Total	22.47	176.60	22.82
Number of newly established ICT Companies During each Month	Companies	Communications	3	4	7
		Information Technology	39	100	54
		IT Enabled Services	30	27	15
		Total	72	131	76

* Most of newly established ICT Companies were small and micro enterprises.

Source: Ministry of Investment – General Authority for Free Zones and Investment

Egypt's Stock Exchange Telecommunications Index

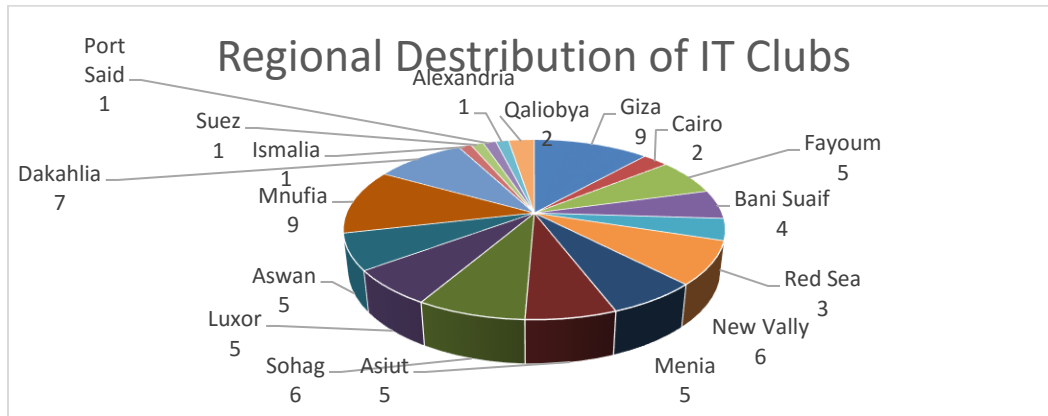
Indicator	Unit	June 2016	May 2017	June 2017	Monthly Change	Annual Change
Egypt's Stock Exchange Telecommunications Index	Point	382	624	629	5	247



This index includes three companies operating in the ICT Sector and listed in Egypt Stock Exchange. These companies are: Telecom Egypt, Orang and Orascom Telecom

IT Clubs

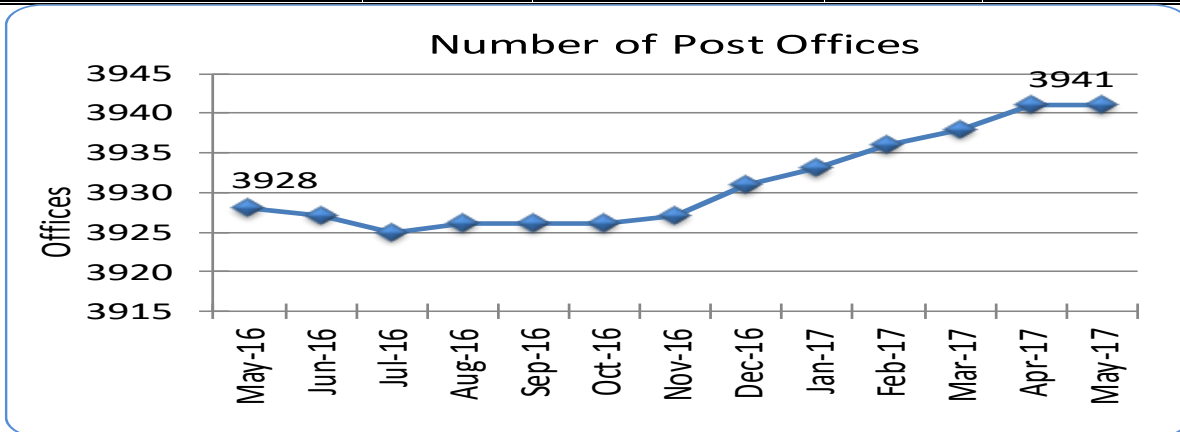
- In line with the Ministry of Communications and Information Technology (MCIT) strategy in promoting the role of IT in an effective and sustainable manner for community development, MCIT has Activated the IT Clubs in Community Development”, The Total Number of IT Clubs in Egypt reached 77 IT Clubs.



" Source: Ministry of Communications and Information Technology - Egypt ICT Trust Fund - IT Clubs Department

Post Services

Indicator	Unit	May 2016	April 2017	May 2017	Monthly Change Rate (%)	Annual Change Rate (%)
Number of post offices	Office	3928	3941	3941	0.00	0.33
Average number of people served by Post Office	Thousand Inhabitants	22.45	22.75	22.78	0.15	1.46
Number of pensions distributed through post offices	Million	5.56	5.34	5.42	1.50	-2.52
Number of instant postal financial transfers	Thousand Transfers	1263	1337	1512	13.09	19.71



Source: Ministry of Communications and Information Technology – Egypt Post