



Arab Republic of Egypt  
Ministry of Communications  
and Information Technology  
[www.mcit.gov.eg](http://www.mcit.gov.eg)

# ICT Indicators in Brief

November 2013 | Monthly Issue

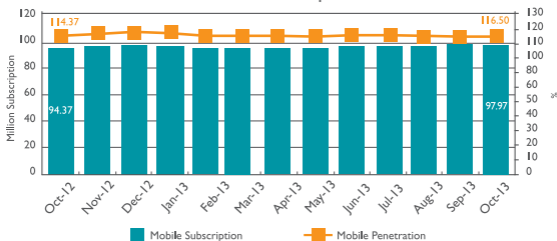


Scan Me

## Mobile Telephones

Indicator	Unit	October 2012	September 2013	October 2013	Monthly Growth Rate (%)	Annual Growth Rate (%)
Mobile Subscription	Million Subscription	94.37	97.47	97.97	0.51	3.82
Mobile Penetration *	%	114.37	116.09	116.50	0.41	2.13

### Mobile Subscription

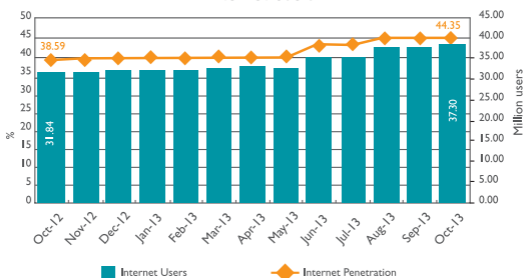


Source: Ministry of Communications and Information Technology  
National Telecom Regulatory Authority

## Internet

Indicator	Unit	October 2012	September 2013	October 2013	Monthly Growth Rate (%)	Annual Growth Rate (%)
Internet Users	Million User	31.84	37.14	37.30	0.43	17.15
Internet Penetration *	%	38.59	44.23	44.35	0.12	5.76
International Internet Bandwidth	Gbps	213.22	245.05	245.05	..	14.93
Proportion of Households Using Internet from Home **	%	42.71	48.01	48.36	0.35	5.65

### Internet Users



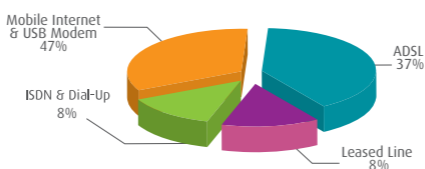
Source: Ministry of Communications and Information Technology  
National Telecom Regulatory Authority - Telecom Egypt

\* Growth rates are calculated as the difference between penetration rates or proportions in different time intervals

\*\* September 2013

Indicator	Unit	October 2012	September 2013	October 2013	Monthly Growth Rate (%)	Annual Growth Rate (%)
ADSL Subscription	Million Subscription	2.14	2.49	2.51	0.88	17.27
Mobile Internet Users	Million Users	10.85	13.83	13.85	0.13	27.62
Proportion of Mobile Internet Users of Total Mobile Subscription *	%	11.50	14.19	14.14	-0.05	2.64
Proportion of Mobile Internet Users of Total Internet Users *	%	34.09	37.24	37.13	-0.11	3.04
USB Modem Subscription	Million Subscription	3.28	3.72	3.74	0.56	14.05

### Internet Users by Mode of Access

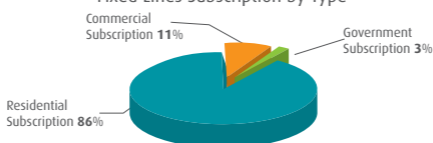


**Source:** Ministry of Communications and Information Technology, National Telecom Regulatory Authority - Telecom Egypt

### Fixed Telephones

Indicator	Unit	October 2012	September 2013	October 2013	Monthly Growth Rate (%)	Annual Growth Rate (%)
Local Exchange Capacity	Million Line	14.70	14.81	14.80	-0.07	0.67
Fixed Lines Subscription	Million Subscription	8.50	6.84	6.94	1.44	-18.43
Fixed Lines Penetration *	%	10.48	8.28	8.39	1.33	-19.94
Number of Local Exchanges	Exchange	1699	1704	1704	0.00	0.29
Number of Local Exchanges in Rural Areas	Exchange	1198	1201	1201	0.00	0.25

### Fixed Lines Subscription by Type



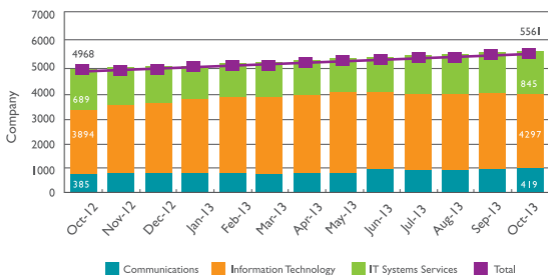
**Source:** Ministry of Communications and Information Technology, Telecom Egypt

\*Growth rates are calculated as the difference between penetration rates or proportions in different time intervals

## ICT Sector

Indicator	Unit	October 2012	September 2013	October 2013	Monthly Growth Rate (%)	Annual Growth Rate (%)
ICT Companies	Companies	4968	5526	5561	0.63	11.94
ICT Issued Capital	Billion EGP	46.22	46.76	46.80	0.09	1.27

### Number of ICT Companies According to Activities

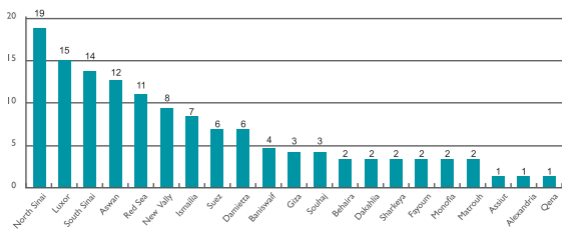


**Source:** Ministry of Investment  
General Authority for Free Zones and Investment

## IT Clubs

■ MCIT has launched Technology House initiative in September 2011, as part of Technology corridor project which aims at offering integrated services including ( training courses, e-government services, SME services. 9 Technology Houses were established in North Sinai governorate at the beginning of the project and now the number of Technology Houses reached (123) Technology House up to October 2013.

### Geographic Distribution of IT Houses

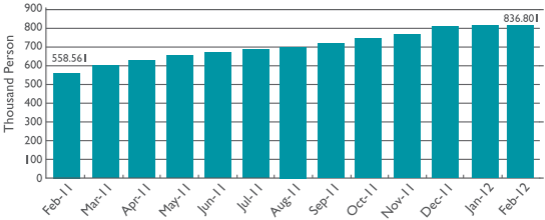


**Source:** Ministry of Communications and Information Technology  
Training and Human Resources Department

## Capacity Building

- ICDL program has finished on 29/ 2 /2012 with (836,801) certified candidates, now we are committed by a limited practice No (6) for the year 2012 to start a new ICIDL program. syllabus version 5 (windows7, office 2010). It's worth mentioning that there are (48120) registered persons, while the number of graduates (4210) Persons in October 2013.

ICDL Graduates

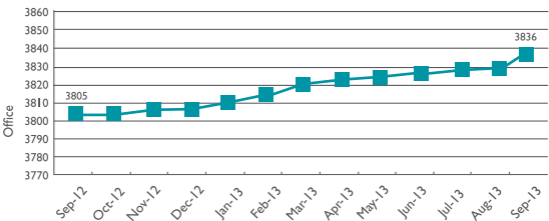


**Source:** Ministry of Communications and Information Technology  
ICDL Program

## Post Services

Indicator	Unit	September 2012	August 2013	September 2013	Monthly Growth Rate (%)	Annual Growth Rate (%)
Number of Post Offices	Office	3805	3830	3836	0.16	0.81
Average Number of People Served by Post Offices	Thousand Inhabitants	21.650	21.888	21.889	0.001	1.102
Number of Pensions Distributed Through Post Offices	Million	4.77	4.74	4.76	0.42	-0.21
Number of Instant Postal Financial Transfers	Thousand Transfer	859	705	967	37.16	12.57

Number of Post Offices



**Source:** Ministry of Communications and Information Technology  
Egypt Post