



Arab Republic of Egypt  
Ministry of Communications  
and Information Technology

# ICT Indicators in Brief

April 2016 | Monthly Issue





# Mobile Telephones



Mobile Subscription



Mobile Penetration \*

Million Subscription

%

95.99

March 2015

111.18

94.62

February 2016

107.76

95.26

March 2016

108.33

0.68

Monthly Change Rate (%)

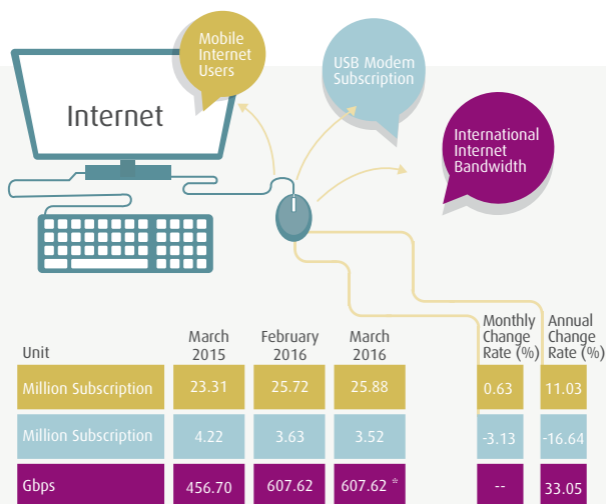
0.57

-0.77

Annual Change Rate (%)

-2.84

**Source:** Ministry of Communications and Information Technology  
National Telecom Regulatory Authority



\* February 2015

**Source:** Ministry of Communications and Information Technology  
National Telecom Regulatory Authority

	Unit	2013/2014
Internet Users *	Million Users	27.25
Internet Penetration *	%	31.7

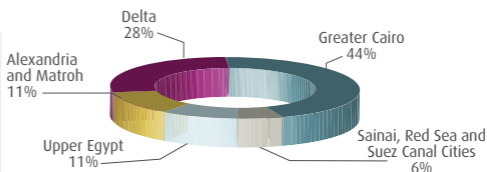
\* According to results of "ICT Access and use by households and individuals survey for 2014".



March 2015  
February 2016  
March 2016

	March 2015	February 2016	March 2016	Unit	Monthly Change Rate (%)	Annual Change Rate (%)
ADSL Subscription	3.27	3.93	4.00	Million Subscription	1.94	22.52
Proportion of Mobile Internet Users of Total Mobile Subscription *	24.28	27.18	27.17	%	-0.01	2.89

## ADSL Subscriptions Regional Distribution

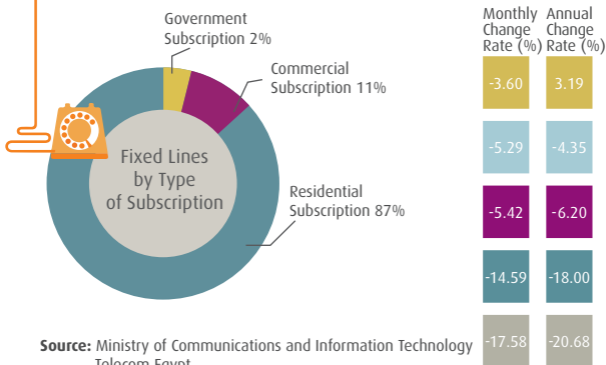


**Source:** Ministry of Communications and Information Technology  
National Telecom Regulatory Authority  
Telecom Egypt



## Fixed Telephones

	Unit	March 2015	Feb. 2016	March 2016
Local Exchange Capacity	Million Lines	16.66	17.84	17.19
Fixed Lines Subscription	Million Subscription	6.17	6.23	5.90
Fixed Lines Penetration *	%	7.26	7.2	6.81
Number of Local Exchanges	Exchange	1628	1563	1335
Number of Local Exchanges in Rural Areas	Exchange	1141	1098	905

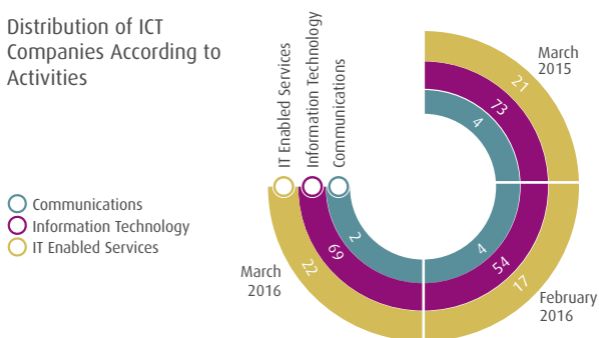


**Source:** Ministry of Communications and Information Technology  
Telecom Egypt

# ICT Established Companies

Unit		March 2015	February 2016	March 2016
Number of Newly Established ICT Companies	Information Technology	73	54	69
	Communications	4	4	2
	IT Enabled Services	21	17	22
Total Number of Companies		98	75	93
Issued Capital of Newly Established ICT Companies	Information Technology	46.03	11.94	36.87
	Communications	0.35	0.53	0.02
	IT Enabled Services	3.21	6.31	14.10
Total Issued Capital		49.59	18.77	50.99

## Distribution of ICT Companies According to Activities



**Source:** Ministry of Investment  
General Authority for Free Zones and Investment

## Egypt's Stock Exchange Telecommunications Index

March 2015	502
February 2016	266
March 2016	330
Unit	Point
Monthly Change	64
Annual Change	-172

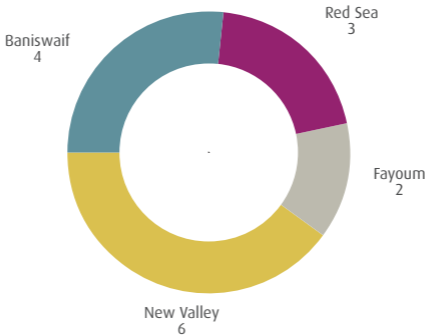
This index includes three companies operating in the ICT Sector and listed in Egypt Stock Exchange. These companies are: Telecom Egypt, Mobinil and Orascom Telecom.



## Telecenters

In line with the Ministry of Communications and Information Technology (MCIT) strategy in promoting the role of IT in an effective and sustainable manner for community development, MCIT has activated the Telecenters in Community Development.

### Regional Distribution of Telecenters



**Source:** Ministry of Communications and Information Technology  
Egypt ICT Trust Fund  
Telecenters Department



## Post Services

	Unit	Feb. 2015	January 2015	Feb. 2016
Average Number of People Served by Post Offices	Thousand Inhabitants	22.08	22.37	22.39
Number of Pensions Distributed through Post Offices	Million	5.06	5.39	5.32
Number of Instant Postal Financial Transfers	Thousand Transfers	1118	1109	1119

Number of Post Offices		Monthly Change Rate (%)	Annual Change Rate (%)
February 2015	3904	0.05	0.44
January 2015	3919	0.100	1.398
February 2016	3921	-1.30	5.14
Unit	Office	0.89	-5.82

**Source:** Ministry of Communications and Information Technology  
Egypt Post



Scan Me