



Arab Republic of Egypt
Ministry of Communications
and Information Technology

ICT Indicators in Brief

August 2016 | Monthly Issue





Mobile Phones



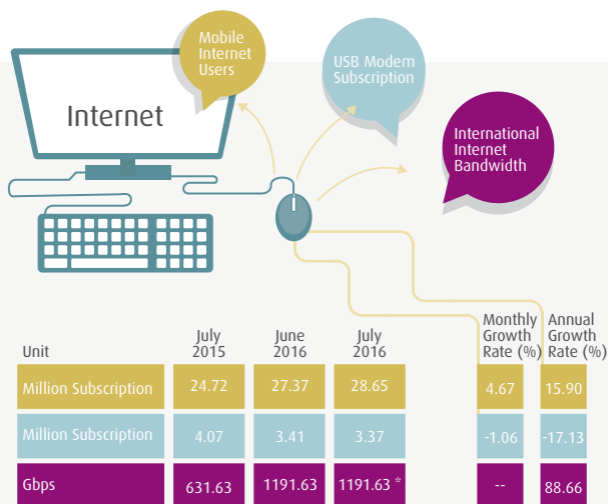
Mobile Subscription



Mobile Penetration

Million Subscription		%	
94.35	July 2015	108.61	
96.22	June 2016	108.94	
96.41	July 2016	108.99	
0.20	Monthly Growth Rate (%)	0.05	
2.19	Annual Growth Rate (%)	0.39	

Source: Ministry of Communications and Information Technology
National Telecom Regulatory Authority



Source: Ministry of Communications and Information Technology
National Telecom Regulatory Authority

	Unit	2015/2016
Internet Users *	Million Users	29.84
Internet Penetration *	%	37.8

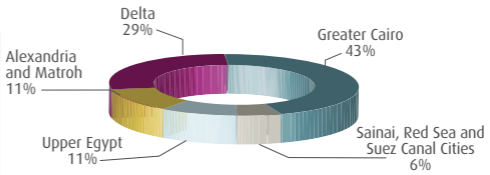
* According to results of "ICT Access and Use by Households and Individuals Survey for 2015"



ADSL and Mobile Internet Users

	July 2015	June 2016	July 2016	Unit	Monthly Growth Rate (%)	Annual Growth Rate (%)
ADSL Subscription	3.57	4.20	4.26	Million Subscription	1.34	19.18
Proportion of Mobile Internet Users of Total Mobile Subscription	26.20	28.44	29.71	%	1.27	3.52

ADSL Subscriptions Regional Distribution




Source: Ministry of Communications and Information Technology
National Telecom Regulatory Authority
Telecom Egypt



Fixed Telephones

	Unit	July 2015	June 2016	July 2016
Local Exchange Capacity	Million Lines	17.41	18.05	18.20
Fixed Lines Subscription	Million Subscription	6.36	5.93	6.12
Fixed Lines Penetration *	%	7.43	7.16	7.18
Number of Local Exchanges	Exchange	1580	1440	1496
Number of Local Exchanges in Rural Areas	Exchange	1093	1055	1098



	Monthly Growth Rate (%)	Annual Growth Rate (%)
Local Exchange Capacity	0.85	4.58
Fixed Lines Subscription	3.16	-3.69
Fixed Lines Penetration *	0.28	-3.36
Number of Local Exchanges	3.89	-5.32
Number of Local Exchanges in Rural Areas	4.08	0.46

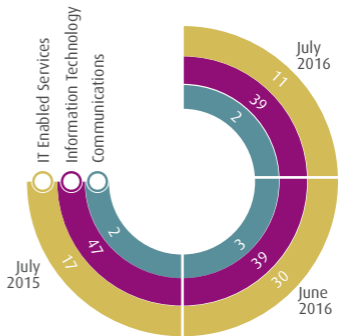
Source: Ministry of Communications and Information Technology
Telecom Egypt

ICT Investment *

		Unit	July 2015	June 2016	July 2016
Number of Newly Established ICT Companies	Companies	Information Technology	47	39	39
		Communications	2	3	2
		IT Enabled Services	17	30	11
Total			66	72	52
Issued Capital of Newly Established ICT Companies	Million EGP	Information Technology	24.7834	12.9002	32.7822
		Communications	0.055	1.205	0.15
		IT Enabled Services	1.5072	8.3615	2.461
Total			26.3456	22.4667	35.3932

Distribution of ICT Companies According to Activities

- Communications
- Information Technology
- IT Enabled Services



Source: Ministry of Investment
General Authority for Free Zones and Investment

* Most of newly established ICT Companies were small and micro enterprises.

Egypt's Stock Exchange Telecommunications Index

July 2015		346
June 2016		382
July 2016		420
Unit		Point
Monthly Growth (%)		38
Annual Growth (%)		74

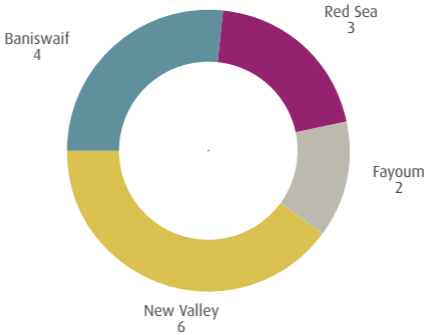
This index includes three companies operating in the ICT Sector and listed in Egypt Stock Exchange.
These companies are: Telecom Egypt, Orang and Orascom Telecom



Telecenters

In line with the Ministry of Communications and Information Technology (MCIT) strategy in promoting the role of IT in an effective and sustainable manner for community development, MCIT has Activated Telecenters in Community Development.

Regional Distribution of Telecenters



Source: Ministry of Communications and Information Technology
Egypt ICT Trust Fund
Telecenters Department



Post Services

	Unit	June 2015	May 2015	June 2016
Average Number of People Served by Post Offices	Thousand Inhabitants	22.18	22.45	22.49
Number of Pensions Distributed through Post Offices	Million	5.3	5.56	5.45
Number of Instant Postal Financial Transfers	Thousand Transfers	1111	1263	1123

Number of Post Offices		Monthly Change Rate (%)	Annual Change Rate (%)
June 2015	3911	-0.03	0.41
May 2015	3928	0.175	1.414
June 2016	3927	-1.98	2.83
Unit	Office	-11.12	18.54

Source: Ministry of Communications and Information Technology
Egypt Post

