



Arab Republic of Egypt
Ministry of Communications
and Information Technology

ICT Indicators in Brief

February 2016 | Monthly Issue





Mobile Telephones



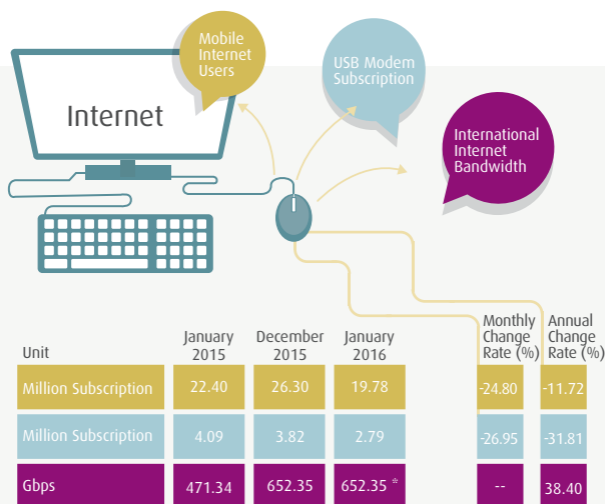
Mobile Subscription



Mobile Penetration *

Million Subscription		%	
95.25	January 2015	110.66	
94.02	December 2015	107.41	
94.16	January 2016	107.41	
0.15	Monthly Change Rate (%)	0.00	
-1.15	Annual Change Rate (%)	-3.25	

Source: Ministry of Communications and Information Technology
National Telecom Regulatory Authority



* November 2015

Source: Ministry of Communications and Information Technology
National Telecom Regulatory Authority
Telecom Egypt

	Unit	2014
Internet Users *	Million Users	27.25
Internet Penetration *	%	31.7

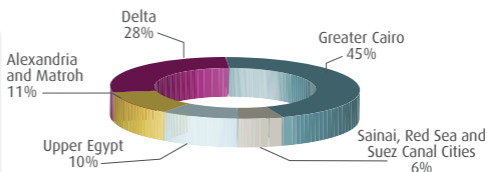
* According to results of "ICT Access and use by households and individuals survey for 2014".



January 2015
December 2015
January 2016

	January 2015	December 2015	January 2016	Unit	Monthly Change Rate (%)	Annual Change Rate (%)
ADSL Subscription	3.08	3.79	3.80	Million Subscription	0.14	23.44
Proportion of Mobile Internet Users of Total Mobile Subscription *	23.52	27.98	21.01	%	-6.97	-2.52

ADSL Subscriptions Regional Distribution




Source: Ministry of Communications and Information Technology
National Telecom Regulatory Authority
Telecom Egypt



Fixed Telephones

	Unit	Jan. 2015	Dec. 2015	Jan. 2016
Local Exchange Capacity	Million Lines	16.29	17.70	17.63
Fixed Lines Subscription	Million Subscription	6.36	6.24	6.35
Fixed Lines Penetration *	%	7.51	7.23	7.35
Number of Local Exchanges	Exchange	1635	1590	1549
Number of Local Exchanges in Rural Areas	Exchange	1148	1093	1093



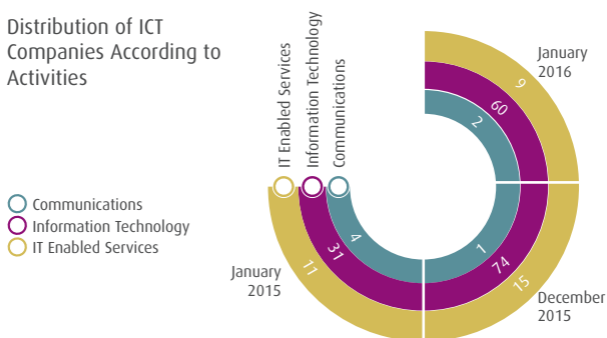
	Monthly Change Rate (%)	Annual Change Rate (%)
	-0.39	8.20
	1.81	-0.20
	1.66	-2.13
	-2.58	-5.26
	0.00	-4.79

Source: Ministry of Communications and Information Technology
Telecom Egypt

ICT Sector

Unit		Jan. 2015	Dec. 2015	Jan. 2016
Number of Newly Established ICT Companies	Information Technology	31	74	60
	Communications	4	1	2
	IT Enabled Services	11	15	9
Total Number of Companies		46	90	71
Issued Capital of Newly Established ICT Companies	Information Technology	5.41	46.01	9.07
	Communications	2.29	0.05	0.31
	IT Enabled Services	2.22	2.07	0.52
Total Issued Capital		9.92	48.13	9.90

Distribution of ICT Companies According to Activities



Source: Ministry of Investment
General Authority for Free Zones and Investment

Egypt's Stock Exchange Telecommunications Index

January 2015	560
December 2015	275
January 2016	261
Unit	Point
Monthly Change	-14
Annual Change	-299

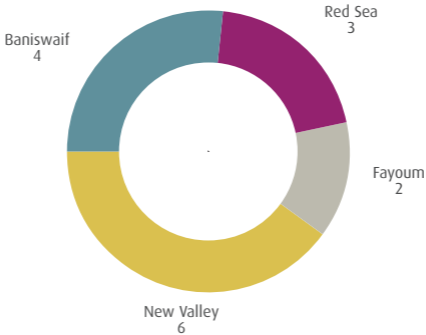
This index includes three companies operating in the ICT Sector and listed in Egypt Stock Exchange. These companies are: Telecom Egypt, Mobinil and Orascom Telecom.



Telecenters

In line with the Ministry of Communications and Information Technology (MCIT) strategy in promoting the role of IT in an effective and sustainable manner for community development, MCIT has activated the Telecenters in Community Development.

Regional Distribution of Telecenters



Source: Ministry of Communications and Information Technology
Egypt ICT Trust Fund
Telecenters Department



Post Services

	Unit	Dec. 2014	Nov. 2015	Dec. 2015
Average Number of People Served by Post Offices	Thousand Inhabitants	22.08	22.32	22.34
Number of Pensions Distributed through Post Offices	Million	5.03	5.36	5.47
Number of Instant Postal Financial Transfers	Thousand Transfers	1073	1175	1210

Number of Post Offices		Monthly Change Rate (%)	Annual Change Rate (%)
December 2014	3893	0.05	0.64
November 2015	3916	0.100	1.196
December 2015	3918	2.05	8.75
Unit	Office	2.99	31.05

Source: Ministry of Communications and Information Technology
Egypt Post



Scan Me