



Arab Republic of Egypt
Ministry of Communications
and Information Technology

ICT Indicators in Brief

July 2016 | Monthly Issue





Mobile Telephones



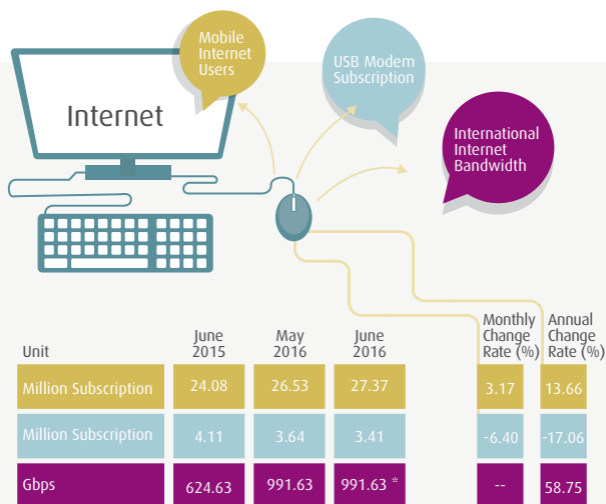
Mobile Subscription



Mobile Penetration

Million Subscription		%	
95.06	June 2015	109.60	
95.45	May 2016	108.23	
96.22	June 2016	108.94	
0.81	Monthly Change Rate (%)	0.71	
1.22	Annual Change Rate (%)	-0.65	

Source: Ministry of Communications and Information Technology
National Telecom Regulatory Authority



* May 2016

Source: Ministry of Communications and Information Technology
National Telecom Regulatory Authority

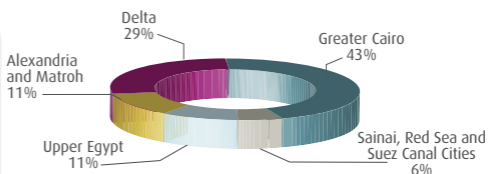
	Unit	2014/2015
Internet Users *	Million Users	27.25
Internet Penetration *	%	31.7

* According to results of "ICT Access and use by households and individuals survey for 2014".



	June 2015	May 2016	June 2016	Unit	Monthly Change Rate (%)	Annual Change Rate (%)
ADSL Subscription	3.51	4.13	4.20	Million Subscription	1.63	19.66
Proportion of Mobile Internet Users of Total Mobile Subscription	25.33	27.79	28.44	%	0.65	3.11

ADSL Subscriptions Regional Distribution

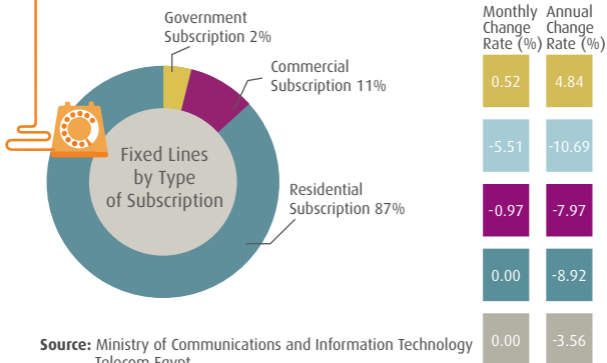


Source: Ministry of Communications and Information Technology
National Telecom Regulatory Authority
Telecom Egypt



Fixed Telephones

	Unit	June 2015	May 2016	June 2016
Local Exchange Capacity	Million Lines	17.22	17.96	18.05
Fixed Lines Subscription	Million Subscription	6.64	6.28	5.93
Fixed Lines Penetration	%	7.78	7.23	7.16
Number of Local Exchanges	Exchange	1581	1440	1440
Number of Local Exchanges in Rural Areas	Exchange	1094	1055	1055



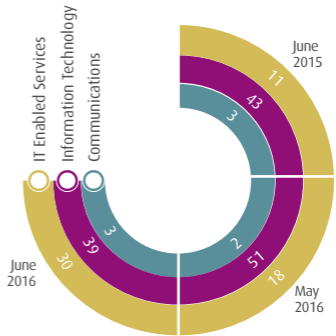
Source: Ministry of Communications and Information Technology
Telecom Egypt

ICT Investment ^{**}

Unit		June 2015	May 2016	June 2016
Number of Newly Established ICT Companies	Information Technology	43	51	39
	Communications	3	2	3
	IT Enabled Services	11	18	30
Total Number of Companies		57	71	72
Issued Capital of Newly Established ICT Companies	Information Technology	12.90	10.11	12.90
	Communications	1.10	2.45	1.21
	IT Enabled Services	11.63	7.09	8.36
Total Issued Capital		25.63	19.65	22.47

Distribution of ICT Companies According to Activities

- Communications
- Information Technology
- IT Enabled Services



Source: Ministry of Investment
General Authority for Free Zones and Investment

^{*} Most of newly established ICT Companies were small and micro enterprises.

Egypt's Stock Exchange Telecommunications Index

June 2015	370
May 2016	367
June 2016	382
Unit	Point
Monthly Change	15
Annual Change	12

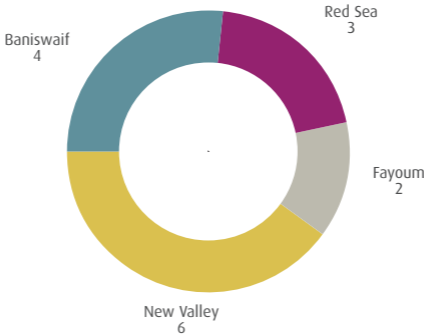
This index includes three companies operating in the ICT Sector and listed in Egypt Stock Exchange. These companies are: Telecom Egypt, Orange and Orascom Telecom.



Telecenters

In line with the Ministry of Communications and Information Technology (MCIT) strategy in promoting the role of IT in an effective and sustainable manner for community development, MCIT has activated the Telecenters in Community Development.

Regional Distribution of Telecenters



Source: Ministry of Communications and Information Technology
Egypt ICT Trust Fund
Telecenters Department



Post Services

	Unit	May 2015	April 2015	May 2016
Average Number of People Served by Post Offices	Thousand Inhabitants	22.17	22.41	22.45
Number of Pensions Distributed through Post Offices	Million	5.23	5.54	5.56
Number of Instant Postal Financial Transfers	Thousand Transfers	2326	1227	1263

Number of Post Offices		Monthly Change Rate (%)	Annual Change Rate (%)
May 2015	3907	-0.03	0.54
April 2015	3929	0.176	1.287
May 2016	3928	0.36	6.31
Unit	Office	2.90	13.68

Source: Ministry of Communications and Information Technology
Egypt Post

