



Arab Republic of Egypt
Ministry of Communications
and Information Technology

ICT Indicators in Brief

June 2016 | Monthly Issue





Mobile Telephones



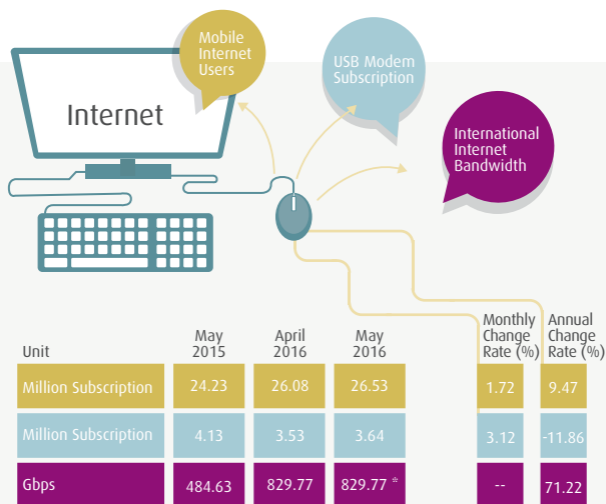
Mobile Subscription



Mobile Penetration *

Million Subscription			%	
96.03	May 2015		110.88	
95.29	April 2016		108.21	
95.45	May 2016		108.23	
0.17	Monthly Change Rate (%)		0.02	
-0.60	Annual Change Rate (%)		-2.65	

Source: Ministry of Communications and Information Technology
National Telecom Regulatory Authority



* April 2016

Source: Ministry of Communications and Information Technology
National Telecom Regulatory Authority

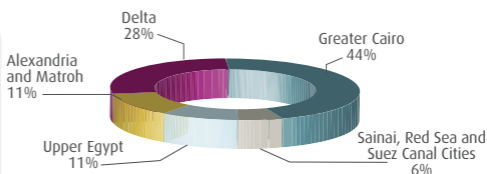
	Unit	2014/2015
Internet Users *	Million Users	27.25
Internet Penetration *	%	31.7

* According to results of "ICT Access and use by households and individuals survey for 2014".



	May 2015	April 2016	May 2016	Unit	Monthly Change Rate (%)	Annual Change Rate (%)
ADSL Subscription	3.41	4.05	4.13	Million Subscription	2.05	21.28
Proportion of Mobile Internet Users of Total Mobile Subscription *	25.24	27.37	27.79	%	0.42	2.56

ADSL Subscriptions Regional Distribution

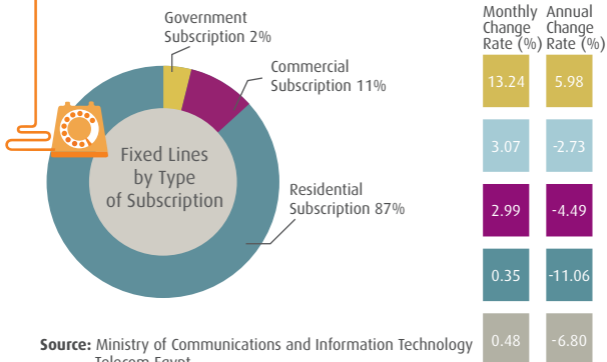


Source: Ministry of Communications and Information Technology
National Telecom Regulatory Authority
Telecom Egypt



Fixed Telephones

	Unit	May 2015	April 2016	May 2016
Local Exchange Capacity	Million Lines	16.94	15.86	17.96
Fixed Lines Subscription	Million Subscription	6.46	6.09	6.28
Fixed Lines Penetration *	%	7.57	7.02	7.23
Number of Local Exchanges	Exchange	1619	1435	1440
Number of Local Exchanges in Rural Areas	Exchange	1132	1050	1055



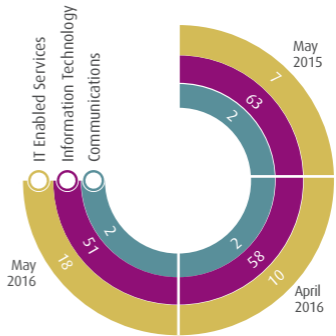
Source: Ministry of Communications and Information Technology
Telecom Egypt

ICT Investment ^{*}

Unit		May 2015	April 2016	May 2016
Number of Newly Established ICT Companies	Information Technology	63	58	51
	Communications	2	2	2
	IT Enabled Services	7	10	18
Total Number of Companies		72	70	71
Issued Capital of Newly Established ICT Companies	Information Technology	21.01	8.09	10.11
	Communications	0.70	0.35	2.45
	IT Enabled Services	11.64	2.31	7.09
Total Issued Capital		33.35	10.76	19.65

Distribution of ICT Companies According to Activities

- Communications
- Information Technology
- IT Enabled Services



Source: Ministry of Investment
General Authority for Free Zones and Investment

^{*} Most of newly established ICT Companies were small and micro enterprises.

Egypt's Stock Exchange Telecommunications Index

May 2015	401
April 2016	385
May 2016	367
Unit	Point
Monthly Change	-18
Annual Change	-34

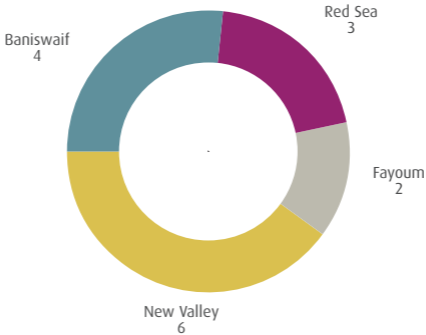
This index includes three companies operating in the ICT Sector and listed in Egypt Stock Exchange.
These companies are: Telecom Egypt, Orange and Orascom Telecom.



Telecenters

In line with the Ministry of Communications and Information Technology (MCIT) strategy in promoting the role of IT in an effective and sustainable manner for community development, MCIT has activated the Telecenters in Community Development.

Regional Distribution of Telecenters



Source: Ministry of Communications and Information Technology
Egypt ICT Trust Fund
Telecenters Department



Post Services

	Unit	April 2015	March 2015	April 2016
Average Number of People Served by Post Offices	Thousand Inhabitants	22.13	22.41	22.41
Number of Pensions Distributed through Post Offices	Million	5.21	5.62	5.54
Number of Instant Postal Financial Transfers	Thousand Transfers	1090	1344	1227

Number of Post Offices		Monthly Change Rate (%)	Annual Change Rate (%)
April 2015	3907	0.13	0.56
March 2015	3924	0.023	1.264
April 2016	3929	-1.42	6.33
Unit	Office	-8.65	-47.23

Source: Ministry of Communications and Information Technology
Egypt Post



Scan Me