



Arab Republic of Egypt  
Ministry of Communications  
and Information Technology

# ICT Indicators in Brief

May 2016 | Monthly Issue





# Mobile Telephones



Mobile Subscription



Mobile Penetration \*

Million Subscription

%

95.75

April 2015

110.72

95.26

March 2016

108.33

95.29

April 2016

108.21

0.04

Monthly Change Rate (%)

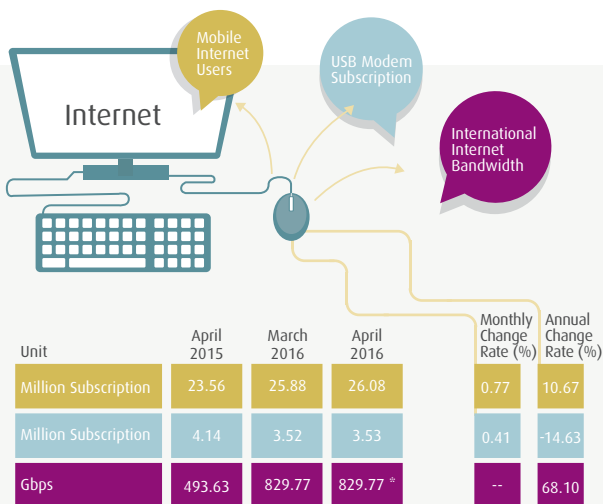
-0.12

-0.47

Annual Change Rate (%)

-2.51

**Source:** Ministry of Communications and Information Technology  
National Telecom Regulatory Authority



\* March 2016

**Source:** Ministry of Communications and Information Technology  
National Telecom Regulatory Authority

	Unit	2014/2015
Internet Users *	Million Users	27.25
Internet Penetration *	%	31.7

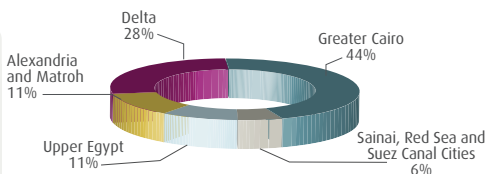
\* According to results of "ICT Access and use by households and individuals survey for 2014".



April 2015  
March 2016  
April 2016

		Unit	Monthly Change Rate (%)	Annual Change Rate (%)
ADSL Subscription	3.32 4.00 4.05	Million Subscription	1.18	21.80
Proportion of Mobile Internet Users of Total Mobile Subscription *	24.61 27.17 27.37	%	0.20	2.76

## ADSL Subscriptions Regional Distribution

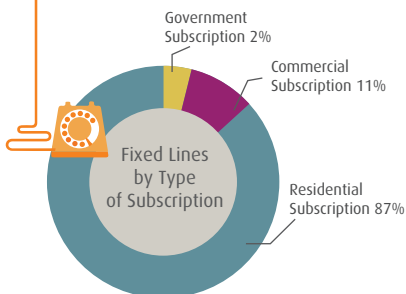


**Source:** Ministry of Communications and Information Technology  
National Telecom Regulatory Authority  
Telecom Egypt



## Fixed Telephones

	Unit	April 2015	March 2016	April 2016
Local Exchange Capacity	Million Lines	16.86	17.19	15.86
Fixed Lines Subscription	Million Subscription	6.22	5.90	6.09
Fixed Lines Penetration *	%	7.31	6.81	7.02
Number of Local Exchanges	Exchange	1621	1335	1435
Number of Local Exchanges in Rural Areas	Exchange	1134	905	1050



	Monthly Change Rate (%)	Annual Change Rate (%)
	-7.77	-5.97
	3.23	-2.12
	3.08	-3.97
	7.49	-11.47
	16.02	-7.41

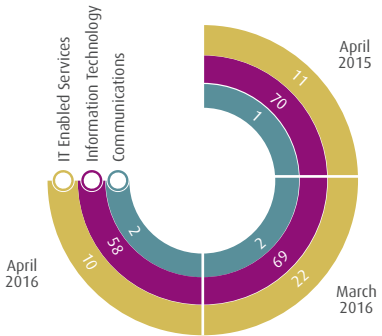
**Source:** Ministry of Communications and Information Technology  
Telecom Egypt

# ICT Investment <sup>\*</sup>

Unit		April 2015	March 2016	April 2016
Number of Newly Established ICT Companies	Information Technology	70	69	58
	Communications	1	2	2
	IT Enabled Services	11	22	10
Total Number of Companies		82	93	70
Issued Capital of Newly Established ICT Companies	Information Technology	52.21	36.87	8.09
	Communications	0.10	0.02	0.35
	IT Enabled Services	1.46	14.10	2.31
Total Issued Capital		53.77	50.99	10.76

## Distribution of ICT Companies According to Activities

- Communications
- Information Technology
- IT Enabled Services



**Source:** Ministry of Investment  
General Authority for Free Zones and Investment

<sup>\*</sup> Most of newly established ICT Companies were small and micro enterprises.

## Egypt's Stock Exchange Telecommunications Index

April 2015	455
March 2016	330
April 2016	385
Unit	Point
Monthly Change	55
Annual Change	-70

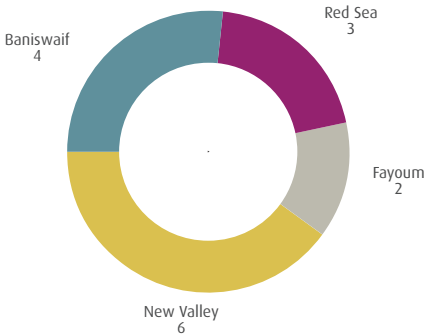
This index includes three companies operating in the ICT Sector and listed in Egypt Stock Exchange. These companies are: Telecom Egypt, Orange and Orascom Telecom.



## Telecenters

In line with the Ministry of Communications and Information Technology (MCIT) strategy in promoting the role of IT in an effective and sustainable manner for community development, MCIT has activated the Telecenters in Community Development.

### Regional Distribution of Telecenters



**Source:** Ministry of Communications and Information Technology  
Egypt ICT Trust Fund  
Telecenters Department



## Post Services

	Unit	March 2015	Feb. 2015	March 2016
Average Number of People Served by Post Offices	Thousand Inhabitants	22.12	22.39	22.41
Number of Pensions Distributed through Post Offices	Million	5.58	5.32	5.62
Number of Instant Postal Financial Transfers	Thousand Transfers	1188	1119	1344

Number of Post Offices		Monthly Change Rate (%)	Annual Change Rate (%)
March 2015	3904	0.08	0.51
February 2015	3921	0.074	1.318
March 2016	3924	5.64	0.72
Unit	Office	20.08	23.27

**Source:** Ministry of Communications and Information Technology  
Egypt Post



Scan Me