



Arab Republic of Egypt  
Ministry of Communications  
and Information Technology

# ICT Indicators in Brief

April 2018 | Monthly Issue





# Mobile Phones



Mobile  
Subscription



Mobile  
Penetration

Million Subscription

%

99.91

Mar. 2017

111.61

100.24

Feb. 2018

110.19

99.13

Mar. 2018

108.82

-1.11

Monthly Growth  
Rate (%)

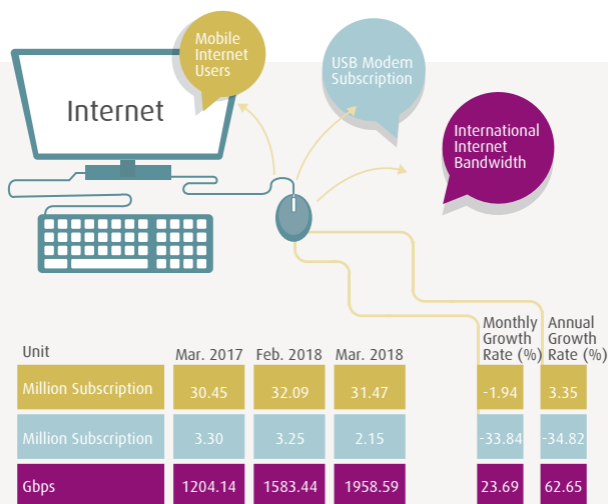
-1.38

-0.78

Annual Growth  
Rate (%)

-2.80

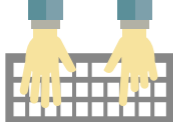
**Source:** Ministry of Communications and Information Technology  
National Telecom Regulatory Authority



**Source:** Ministry of Communications and Information Technology  
National Telecom Regulatory Authority

	Unit	2017/2018
Internet Users *	Million Users	37.9
Internet Penetration *	%	44.3

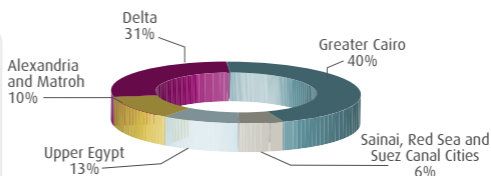
\*According to results of "ICT Access and Use by Households and Individuals Survey for 2017/2018"



## ADSL and Mobile Internet Users

	Mar. 2017	Feb. 2018	Mar. 2018	Unit	Monthly Growth Rate (%)	Annual Growth Rate (%)
ADSL Subscription	4.49	5.43	5.53	Million Subscription	1.94	23.34
Proportion of Mobile Internet Users of Total Mobile Subscription	30.48	32.02	31.74	%	-0.27	1.27

### ADSL Subscriptions Regional Distribution




**Source:** Ministry of Communications and Information Technology  
National Telecom Regulatory Authority  
Telecom Egypt



## Fixed Telephones

	Unit	Mar. 2017	Feb. 2018	Mar. 2018
Local Exchange Capacity	Million Lines	18.60	19.79	19.85
Fixed Lines Subscription	Million Subscription	6.22	6.61	7.24
Fixed Lines Penetration	%	7.23	6.81	7.64
Number of Local Exchanges	Exchange	1550	1517	1517
Number of Local Exchanges in Rural Areas	Exchange	1081	1051	1051



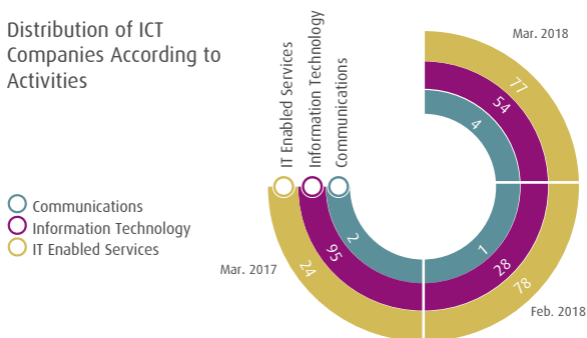
	Monthly Growth Rate (%)	Annual Growth Rate (%)
	0.32	6.72
	9.53	16.47
	12.19	5.67
	0.00	-2.13
	0.00	-2.78

**Source:** Ministry of Communications and Information Technology  
Telecom Egypt

## Number of Newly Established ICT Companies and Issued Capital\*\*

Unit		Mar. 2017	Feb. 2018	Mar. 2018
Issued Capital of Newly Established ICT Companies	Million EGP			
	Communications	1.05	0.05	0.33
	Information Technology	47.58	111.75	109.08
	IT Enabled Services	135.14	37.59	15.61
Total		183.77	149.39	125.02
Number of Newly Established ICT Companies	Companies			
	Communications	2	1	4
	Information Technology	95	28	54
	IT Enabled Services	24	78	77
Total		121	107	135

### Distribution of ICT Companies According to Activities



\* Most of newly established ICT Companies were small and micro enterprises.

Source: Ministry of Investment  
General Authority for Free Zones and Investment

## Egypt's Stock Exchange Telecommunications Index

Mar. 2017	653
Feb. 2018	666
Mar. 2018	643
Unit	Point
Monthly Growth (%)	-23
Annual Growth (%)	-10

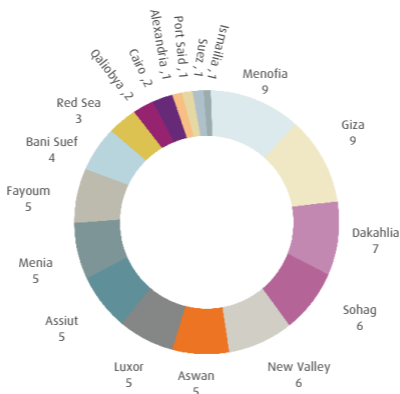
This index includes three companies operating in the ICT Sector and listed in Egypt Stock Exchange. These companies are: Telecom Egypt, Orang and Orascom Telecom



## Telecenters

In line with the Ministry of Communications and Information Technology (MCIT) strategy in promoting the role of IT in an effective and sustainable manner for community development, MCIT has activated "IT Clubs in Community Development" Project, the total number of IT Clubs in Egypt reached 77.

### Regional Distribution of Telecenters



**Source:** Ministry of Communications and Information Technology  
Egypt ICT Trust Fund  
Telecenters Department



## Post Services

	Unit	Feb. 2017	Jan. 2018	Feb. 2018
Average Number of People Served by each Post Office	Thousand People	22.71	23.00	23.01
Number of Pensions Distributed through Post Offices	Million	6.11	6.25	6.07
Number of Instant Postal Financial Transfers	Thousand Transfers	1167	1500	1486

### Number of Post Offices

	Office	Monthly Change Rate (%)	Annual Change Rate (%)
Feb. 2017	3936	0.08	0.43
Jan. 2018	3950	0.07	1.34
Feb. 2018	3953	-2.88	-0.65
Unit	Office	-0.93	27.34

**Source:** Ministry of Communications and Information Technology  
Egypt Post

