



Arab Republic of Egypt
Ministry of Communications
and Information Technology

ICT Indicators in Brief

November 2017 | Monthly Issue





Mobile Phones



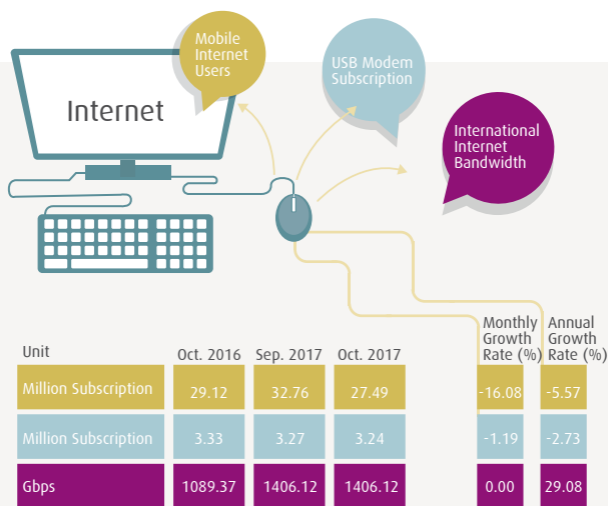
Mobile Subscription



Mobile Penetration

Million Subscription			%	
97.23	Oct. 2016		109.42	
99.40	Sep. 2017		110.06	
99.82	Oct. 2017		110.37	
0.42	Monthly Growth Rate (%)		0.31	
2.66	Annual Growth Rate (%)		0.94	

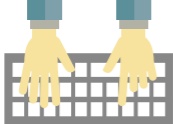
Source: Ministry of Communications and Information Technology
National Telecom Regulatory Authority



Source: Ministry of Communications and Information Technology
National Telecom Regulatory Authority

	Unit	2016/2017
Internet Users *	Million Users	33.7
Internet Penetration *	%	41.2

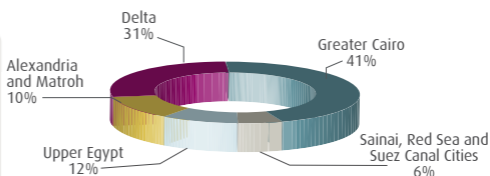
* According to results of "ICT Access and Use by Households and Individuals Survey for 2016/2017"



ADSL and Mobile Internet Users

	Oct. 2016	Sep. 2017	Oct. 2017	Unit	Monthly Growth Rate (%)	Annual Growth Rate (%)
ADSL Subscription	4.51	4.95	5.05	Million Subscription	2.02	11.95
Proportion of Mobile Internet Users of Total Mobile Subscription	29.95	32.96	27.54	%	-5.42	-2.40

ADSL Subscriptions Regional Distribution




Source: Ministry of Communications and Information Technology
National Telecom Regulatory Authority
Telecom Egypt



Fixed Telephones

	Unit	Oct. 2016	Sep. 2017	Oct. 2017
Local Exchange Capacity	Million Lines	18.50	17.72	17.92
Fixed Lines Subscription	Million Subscription	6.18	6.54	6.58
Fixed Lines Penetration	%	7.17	6.83	6.81
Number of Local Exchanges	Exchange	1473	1550	1550
Number of Local Exchanges in Rural Areas	Exchange	1088	1081	1081



	Monthly Growth Rate (%)	Annual Growth Rate (%)
Local Exchange Capacity	1.15	-3.13
Fixed Lines Subscription	0.68	6.50
Fixed Lines Penetration	-0.29	-5.02
Number of Local Exchanges	0.00	5.23
Number of Local Exchanges in Rural Areas	0.00	-0.64

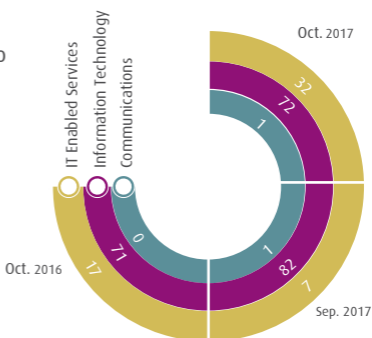
Source: Ministry of Communications and Information Technology
Telecom Egypt

Number of Newly Established ICT Companies and Issued Capital

Unit		Oct. 2016	Sep. 2017	Oct. 2017
Issued Capital of Newly Established ICT Companies	Million EGP			
	Communications	0.00	0.30	0.50
	Information Technology	12.77	61.50	25.04
	IT Enabled Services	27.02	60.86	6.71
Total		39.78	122.66	32.25
Number of Newly Established ICT Companies	Companies			
	Communications	0	1	1
	Information Technology	71	82	72
	IT Enabled Services	17	7	32
Total		88	90	105

Distribution of ICT Companies According to Activities

- Communications
- Information Technology
- IT Enabled Services



Source: Ministry of Investment
General Authority for Free Zones and Investment

* Most of newly established ICT Companies were small and micro enterprises.

Egypt's Stock Exchange Telecommunications Index

Oct. 2016	477
Sep. 2017	649
Oct. 2017	653
Unit	Point
Monthly Growth (%)	4
Annual Growth (%)	176

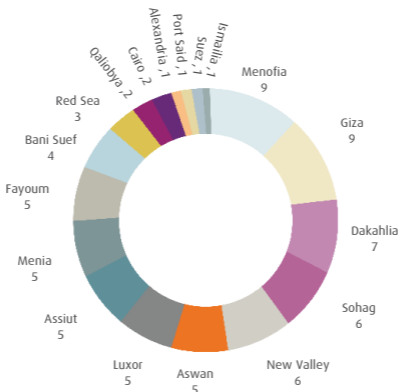
This index includes three companies operating in the ICT Sector and listed in Egypt Stock Exchange. These companies are: Telecom Egypt, Orang and Orascom Telecom



Telecenters

In line with the Ministry of Communications and Information Technology (MCIT) strategy in promoting the role of IT in an effective and sustainable manner for community development, MCIT has activated "IT Clubs in Community Development" Project, the total number of IT Clubs in Egypt reached 77.

Regional Distribution of Telecenters



Source: Ministry of Communications and Information Technology
Egypt ICT Trust Fund
Telecenters Department



Post Services

	Unit	Aug. 2016	Sep. 2017	Aug. 2017
Average Number of People Served by each Post Office	Thousand People	22.60	22.87	22.90
Number of Pensions Distributed through Post Offices	Million	5.99	5.70	5.53
Number of Instant Postal Financial Transfers	Thousand Transfers	970	1489	1003

Number of Post Offices

	Office	Monthly Change Rate (%)	Annual Change Rate (%)
Sep.2016	3926	0.03	0.46
Aug.2017	3943	0.12	1.32
Sep.2017	3944	-2.98	-7.68
Unit	Office	-32.64	3.40

Source: Ministry of Communications and Information Technology
Egypt Post

