



Arab Republic of Egypt
Ministry of Communications
and Information Technology

ICT Indicators in Brief

January 2016 | Monthly Issue





Mobile Telephones



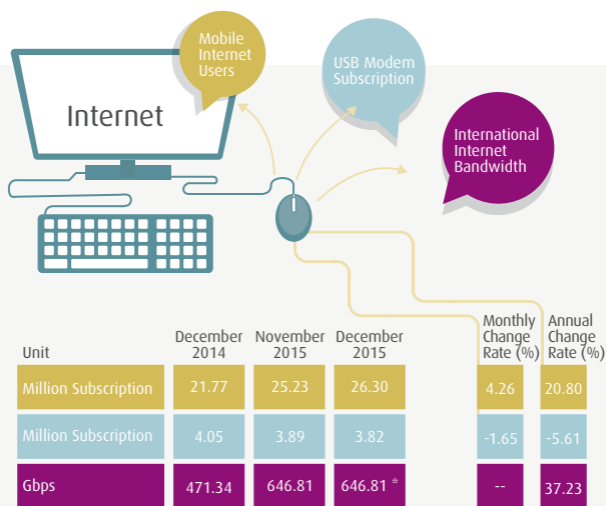
Mobile Subscription



Mobile Penetration *

Million Subscription		%	
95.32	December 2014	110.90	
93.67	November 2015	107.17	
94.02	December 2015	107.41	
0.37	Monthly Change Rate (%)	0.23	
-1.36	Annual Change Rate (%)	-3.49	

Source: Ministry of Communications and Information Technology
National Telecom Regulatory Authority



* November 2015

Unit		2014
Internet Users *	Million Users	27.25
Internet Penetration *	%	31.7

* According to results of "ICT Access and use by households and individuals survey for 2014".

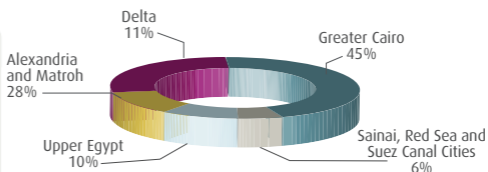
Source: Ministry of Communications and Information Technology
National Telecom Regulatory Authority
Telecom Egypt



December 2014
November 2015
December 2015

		Unit	Monthly Change Rate (%)	Annual Change Rate (%)
ADSL Subscription	3.03 3.73 3.79	Million Subscription	1.53	25.16
Proportion of Mobile Internet Users of Total Mobile Subscription *	22.84 26.93 27.98	%	1.04	5.13

ADSL Subscriptions Regional Distribution

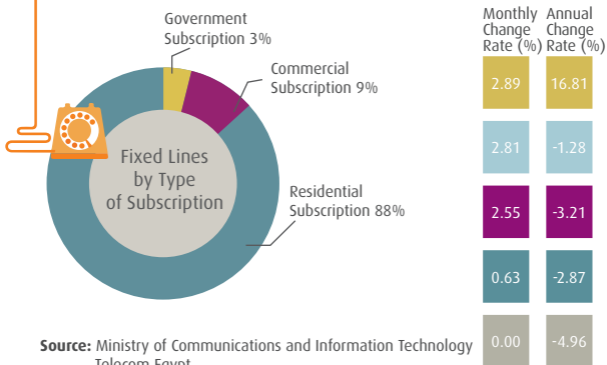


Source: Ministry of Communications and Information Technology
National Telecom Regulatory Authority
Telecom Egypt



Fixed Telephones

	Unit	Dec. 2014	Nov. 2015	Dec. 2015
Local Exchange Capacity	Million Lines	15.15	17.20	17.70
Fixed Lines Subscription	Million Subscription	6.32	6.06	6.24
Fixed Lines Penetration *	%	7.47	7.05	7.23
Number of Local Exchanges	Exchange	1637	1580	1590
Number of Local Exchanges in Rural Areas	Exchange	1150	1093	1093



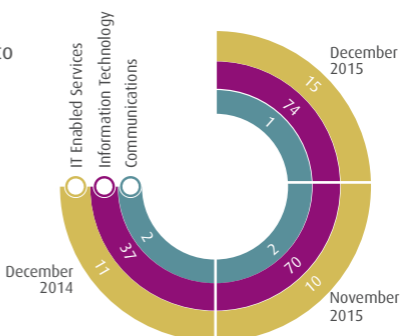
Source: Ministry of Communications and Information Technology
Telecom Egypt

ICT Sector

Unit		Dec. 2014	Nov. 2015	Dec. 2015
ICT Companies	%			
	Information Technology	37	70	74
	Communications	2	2	1
	IT Enabled Services	11	10	15
Total Number of companies		50	82	90
ICT Issued Capital	%			
	Information Technology	13.41	45.74	46.01
	Communications	0.55	0.51	0.05
	IT Enabled Services	6.23	2.31	2.07
Total Issued Capital of newly		20.19	48.56	48.13

Distribution of ICT Companies According to Activities

- Communications
- Information Technology
- IT Enabled Services



Source: Ministry of Investment
General Authority for Free Zones and Investment

Egypt's Stock Exchange Telecommunications Index

January 2015	560
December 2015	275
January 2016	261
Unit	Point
Monthly Change	-14
Annual Change	-299

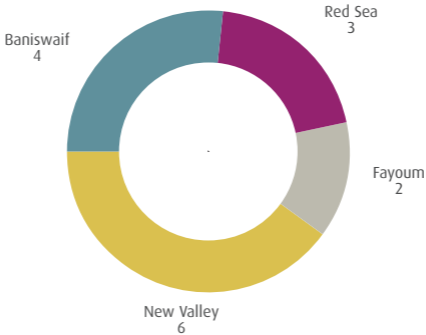
This index includes three companies operating in the ICT Sector and listed in Egypt Stock Exchange. These companies are: Telecom Egypt, Mobinil and Orascom Telecom



Telecenters

In line with the Ministry of Communications and Information Technology (MCIT) strategy in promoting the role of IT in an effective and sustainable manner for community development, MCIT has activated the Telecenters in Community Development.

Regional Distribution of Telecenters



Source: Ministry of Communications and Information Technology
Egypt ICT Trust Fund
Telecenters Department



Post Services

	Unit	Nov. 2014	Oct. 2015	Nov. 2015
Average Number of People Served by Post Offices	Thousand Inhabitants	22.06	22.29	22.32
Number of Pensions Distributed through Post Offices	Million	5.05	5.42	5.36
Number of Instant Postal Financial Transfers	Thousand Transfers	977	987	1175

Number of Post Offices		Monthly Change Rate (%)	Annual Change Rate (%)
November 2014	3890	0.03	0.67
October 2015	3915	0.126	1.172
November 2015	3916	-1.11	6.14
Unit	Office	19.00	9.46

Source: Ministry of Communications and Information Technology
Egypt Post



Scan Me