



Arab Republic of Egypt
Ministry of Communications
and Information Technology

ICT Indicators in Brief

November 2015 | Monthly Issue





Mobile Telephones



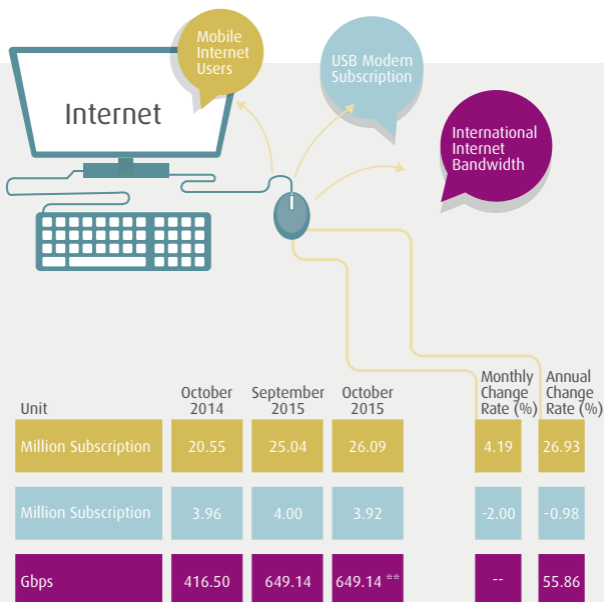
Mobile Subscription



Mobile Penetration *

Million Subscription			%	
94.59	October 2014		110.40	
93.24	September 2015		107.01	
93.13	October 2015		106.72	
-0.12	Monthly Change Rate (%)		-0.29	
-1.54	Annual Change Rate (%)		-3.68	

Source: Ministry of Communications and Information Technology
National Telecom Regulatory Authority



Source: Ministry of Communications and Information Technology
National Telecom Regulatory Authority

* Growth rates are calculated as the difference between penetration rates or proportions in different time intervals.

** September 2015

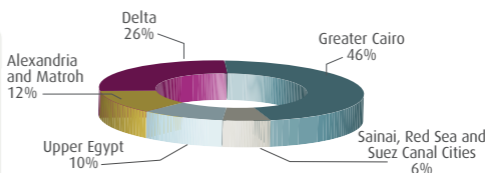
According to results of "ICT Access and usage by households and individuals survey for 2014 " the internet users reached 25.9 million users with 33.9% penetration.



October 2014
September 2015
October 2015

	October 2014	September 2015	October 2015	Unit	Monthly Change Rate (%)	Annual Change Rate (%)
ADSL Subscription	3.02	3.64	3.70	Million Subscription	1.52	22.58
Proportion of Mobile Internet Users of Total Mobile Subscription *	21.73	26.85	28.01	%	1.16	6.28

ADSL Subscriptions Regional Distribution

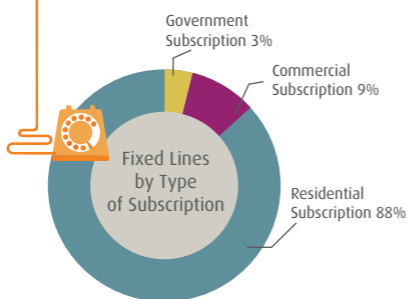


Source: Ministry of Communications and Information Technology
National Telecom Regulatory Authority
Telecom Egypt



Fixed Telephones

	Unit	October 2014	Sep. 2015	October 2015
Local Exchange Capacity	Million Lines	15.70	17.68	17.82
Fixed Lines Subscription	Million Subscription	6.13	6.22	6.34
Fixed Lines Penetration *	%	7.27	7.25	7.38
Number of Local Exchanges	Exchange	1659	1580	1580
Number of Local Exchanges in Rural Areas	Exchange	1172	1093	1093



	Monthly Change Rate (%)	Annual Change Rate (%)
	0.78	13.54
	1.95	3.46
	1.79	1.51
	0.00	-4.76
	0.00	-6.74

Source: Ministry of Communications and Information Technology
Telecom Egypt

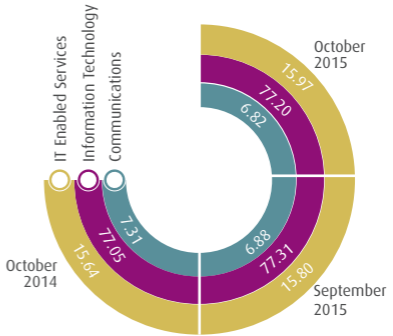
* Growth rates are calculated as the difference between penetration rates or proportions in different time intervals.

ICT Sector

Unit		October 2014	Sep. 2015	October 2015	Monthly Change Rate (%)	Annual Change Rate (%)
ICT Companies	Information Technology	77.05	77.31	77.20	-0.11	0.16
	Communications	7.31	6.88	6.82	-0.06	-0.48
	IT Enabled Services	15.64	15.80	15.97	0.17	0.33
ICT Issued Capital	Information Technology	18.25	17.44	17.48	0.05	-0.77
	Communications	78.05	73.06	72.98	-0.07	-5.06
	IT Enabled Services	3.70	9.50	9.53	0.03	5.83

Distribution of ICT Companies According to Activities

- Communications
- Information Technology
- IT Enabled Services



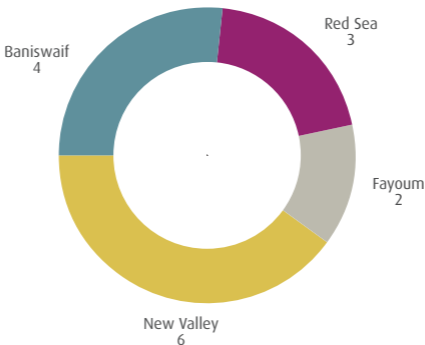
Source: Ministry of Investment
General Authority for Free Zones and Investment



Telecenters

In line with the Ministry of Communications and Information Technology (MCIT) strategy in promoting the role of IT in an effective and sustainable manner for community development, MCIT has activated the Telecenters in Community Development.

Regional Distribution of Telecenters



Source: Egypt ICT Trust Fund
Ministry of Communications and Information Technology
Telecenters Department



Capacity Building

ICDL program has finished on 29/2/2012 with (836,801) certified candidates, now we are committed by a Limited Practice No (6) for the year 2012 to start a new ICDL program. Syllabus Version 5 (Windows7, Office 2010). The number of graduates (24.836) persons in October 2015.

ICDL Graduates

Feb. 2011	558.561
-----------	---------

Feb. 2012	836.801
-----------	---------

Unit	Thousand Persons
------	------------------

Source: Ministry of Communications and Information Technology
ICDL Program



Post Services

	Unit	Sep. 2014	August 2015	Sep. 2015
Average Number of People Served by Post Offices	Thousand Inhabitants	22.03	22.25	22.27
Number of Pensions Distributed through Post Offices	Million	4.97	5.3	5.38
Number of Instant Postal Financial Transfers	Thousand Transfers	960	1025	993

Number of Post Offices		Monthly Change Rate (%)	Annual Change Rate (%)
September 2014	3883	0.05	0.77
August 2015	3911	0.101	1.073
September 2015	3913	1.51	8.25
Unit	Office	-3.12	29.30

Source: Ministry of Communications and Information Technology
Egypt Post



Scan Me