



Arab Republic of Egypt
Ministry of Communications
and Information Technology

ICT Indicators in Brief

Jan 2015 | Monthly Issue





Scan Me



Mobile Telephones



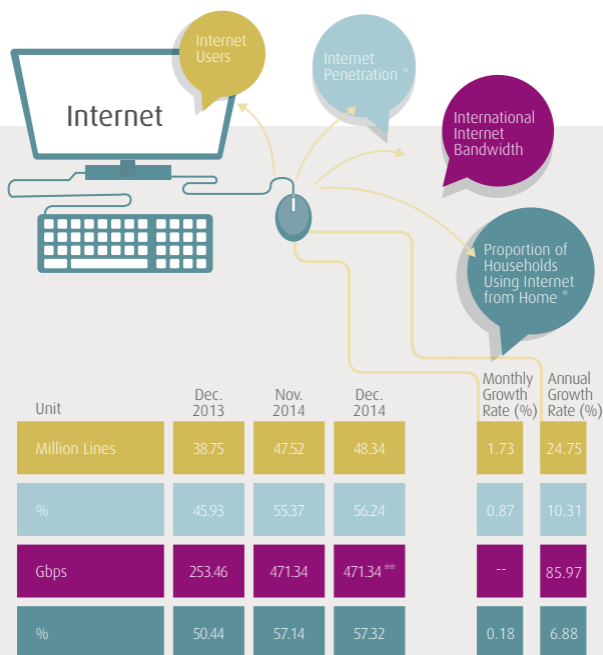
Mobile Subscription



Mobile Penetration *

Million Subscription		z
99.70	December 2013	118.19
95.21	November 2014	110.95
95.32	December 2014	110.90
0.11	Monthly Growth Rate (%)	-0.05
-4.40	Annual Growth Rate (%)	-7.29

Source: Ministry of Communications and Information Technology
National Telecom Regulatory Authority



Source: Ministry of Communications and Information Technology
National Telecom Regulatory Authority
Telecom Egypt

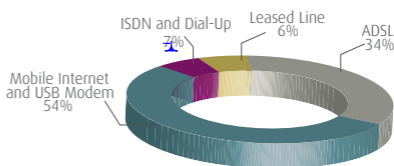
* Growth rates are calculated as the difference between penetration rates or proportions in different time intervals.

** November 2014



	Dec. 2014	Nov. 2014	Dec. 2013	Unit	Monthly Growth Rate (%)	Annual Growth Rate (%)
ADSL Subscription	3.03	3.02	2.63	Million Subscription	0.33	15.11
Mobile internet users	21.77	21.07	14.50	Million Subscription	3.32	50.17
Proportion of mobile internet users of total mobile subscription *	22.84	22.13	14.54	%	0.71	8.30
Proportion of mobile internet users of total internet users *	45.09	44.38	37.47	%	0.70	7.67
USB Modem subscription	4.05	3.99	3.90	Million Subscription	1.46	3.86

Internet Users by Mode of Access

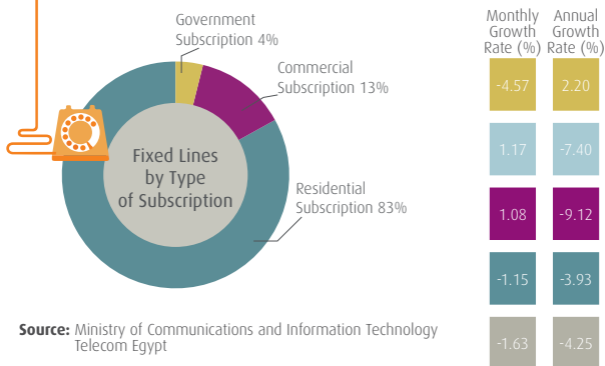


Source: Ministry of Communications and Information Technology
National Telecom Regulatory Authority
Telecom Egypt



Fixed Telephones

	Unit	Dec. 2013	Nov. 2014	Dec. 2014
Local exchange capacity	Million Lines	14.83	15.88	15.15
Fixed lines subscription	Million Subscriptions	6.82	6.24	6.32
Fixed lines penetration *	%	8.22	7.39	7.47
Number of Local Exchanges *	Exchange	1704	1656	1637
Number of Local Exchanges in Rural Areas	Exchange	1201	1169	1150



Source: Ministry of Communications and Information Technology
Telecom Egypt

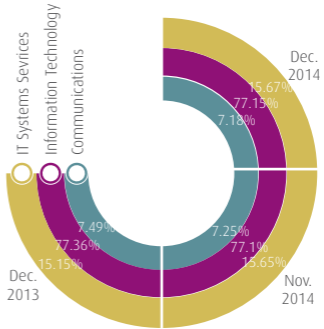
* Growth rates are calculated as the difference between penetration rates or proportions in different time intervals.

ICT Sector

Unit		Dec. 2013	Nov. 2014	Dec. 2014	Monthly Growth Rate (%)	Annual Growth Rate (%)
ICT companies	Information Technology	77.36	77.1	77.15	0.05	-0.21
	Communications	7.49	7.25	7.18	-0.07	-0.31
	IT Systems Services	15.15	15.65	15.67	0.02	0.52
ICT Issued capital	Information Technology	17.98	18.23	18.33	0.1	0.35
	Communications	78.47	78.07	77.93	-0.14	-0.54
	IT Systems Services	3.54	3.7	3.73	0.03	0.19

Distribution of ICT Companies According to Activities

- Communications
- Information Technology
- IT Systems Services



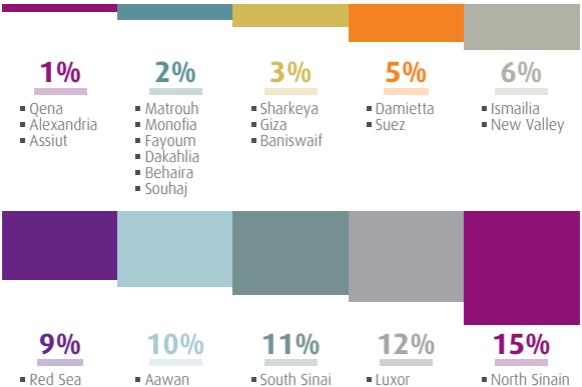
Source: Ministry of Investment
General Authority for Free Zones and Investment



Telecentre Egypt

Telecentre Egypt allows community members to keep pace with technology advancement of the new era. Aiming to achieve the knowledge society, Telecentres are a first-class empowering tool that encourage youth, children and elderly to use computer, learn about its applications and surf the internet.

Telecentre Egypt, formerly known as IT Clubs, commenced in 2000 as part of MCIT national plan to eliminate digital illiteracy in the society, develop university and school graduates' skills to qualify them for the job market, and to provide internet services to communicate with other parts of the world at affordable prices.



Source: Ministry of Communications and Information Technology
Training and Human Resources Department



Capacity Building

ICDL program was concluded by the end of February 2012 with 836,801 certified candidates. A new ICDL program is to launch under the Limited Practice No (6) for 2012, provided that the syllabus used is version 5 (Windows 7, Office 2010). The number of registered persons is currently 84,533, while the number of graduates reached 22,178 in December 2014.

ICDL Graduates

Feb. 2011	558.561
Feb. 2012	836.801
Unit	Thousand Persons

Source: Ministry of Communications and Information Technology
ICDL Program



Post Services

	Unit	Nov. 2013	Oct. 2014	Nov. 2014
Average Number of People Served by Post Offices	Thousand Inhabitants	21.92	22.05	22.06
Number of Pensions Distributed through Post Offices	Million	4.8	5.03	5.05
Number of Instant Postal Financial Transfers	Thousand Transfers	933	768	977

Number of Post Offices

		Monthly Growth Rate (%)	Annual Growth Rate (%)
Nov. 2013	3843	1.22	0.10
Oct. 2014	3886	0.652	0.051
Nov. 2014	3890	5.21	0.40
Unit	Office	-11.90	27.21

Source: Ministry of Communications and Information Technology
Egypt Post